

Inclusive 1-jet production cross section at small x in QCD: multiple interactions

J. Bartels and M. Salvadore

*II Inst. f. Theor. Physik, Univ. of Hamburg,
Luruper Chaussee 149, 22761 Hamburg, Germany
E-mail: bartels@mail.desy.de, michele.salvadore@gmail.com*

G.P. Vacca

*Dip. di Fisica, INFN - Sezione di Bologna,
Via Irnerio 46, Bologna, Italy
E-mail: vacca@bo.infn.it*

ABSTRACT: We study corrections due to two Pomeron exchanges to the inclusive 1-jet production cross section in the Regge limit of perturbative QCD for a finite number of colors. By considering deep inelastic scattering on a weakly bound two-nucleon system, we carefully follow the logic of the AGK cutting rules and show, for the single inclusive cross section, that, due to the reggeization of the gluon, modifications of the AGK cutting rules appear. As our main result, we investigate and calculate the jet production vertex in the presence of a two-Pomeron cut correction. Compared to previous studies, we find a novel structure of the jet vertex which has not been considered before. We discuss a few implications of this new piece.

KEYWORDS: Jets, QCD.

Contents

1.	Introduction	1
2.	The strategy	3
2.1	The total cross section	4
2.2	The single-gluon inclusive cross section	8
3.	The cut amplitudes N_4^c in QCD	11
3.1	Review of the total cross section	11
3.2	The single-jet inclusive cross section: integral equations	17
3.3	The single-jet inclusive cross section: reduction	19
4.	The 1-jet inclusive cross section	28
5.	Conclusions	31
A.	Appendices	33
A.1	Color identities	33
A.2	The 2-to-4 effective vertex \mathcal{V}_4	34
A.3	Definitions of the operators ${}_i\mathcal{V}_n$ and ${}_i\Gamma_n$	35

1. Introduction

High gluon densities and saturation in high energy QCD have attracted much interest in recent years. Experimental evidence has been discussed in connection with both HERA and RHIC data, and with the advent of the LHC there will be interest in signals for high densities also in proton-proton collisions. In this context inclusive jet production plays a central role: whereas for moderate values of longitudinal momenta, x_1 and x_2 , the cross sections for inclusive jet production will be described by collinear factorization and leading twist parton densities, the forward region may require substantial corrections. The LHC will allow, close to the forward direction of one of the protons, a very asymmetric configuration of jet or Drell-Yan production, for example $x_1 \ll x_2$. This leads, for not too high momenta of jets, to very small values of x_1 , and may require multiple exchanges between the produced jet and proton '1' (figure 1). In more physical terms, the produced jet may originate from a configuration where the density of gluons from proton '1' is high. It is therefore important to provide, from the theoretical side, cross section formulae which allow to incorporate multiple exchanges between the produced jet and the proton. Within the collinear approximation, these corrections belong to higher twist and are suppressed

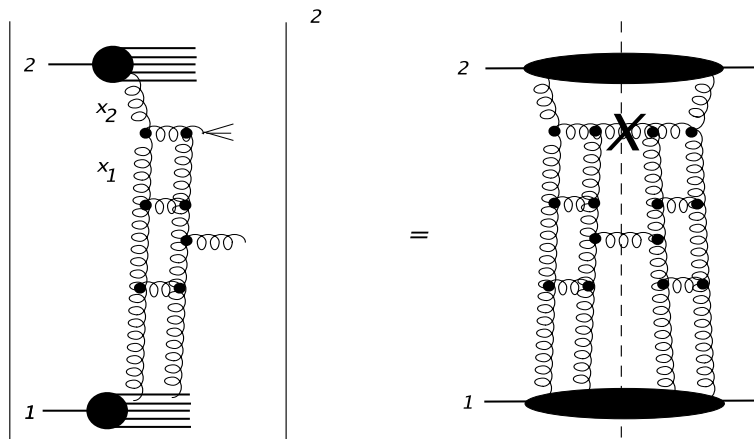


Figure 1: Forward jet in pp collisions.

by powers of the jet transverse momentum. However, at small x , resummation of powers of $\ln 1/x$ are expected to partly compensate such a suppression. It may therefore be more suitable to start within the BFKL approach. It is also this approach which, in deep inelastic electron-proton or electron-nucleus scattering, provides the framework for the discussion of high gluon densities and saturation.

In this paper we make an attempt to address, within the BFKL framework in momentum space, for finite N_c , the issue of multiple interaction in inclusive jet production. As a theoretical framework we use the scattering of a virtual photon on a nuclear target consisting of two (different) nucleons (figure 2): the energy discontinuity of this process consists of different classes of final states, and within these final states we fix one gluon which generates the jet. In particular, we search for the jet vertex illustrated in figure 1a–c, where below the jet vertex we have to sum over all possible cuttings. It will turn out that the vertex is more complicated than suggested by figure 1.

The single inclusive jet cross section, mostly in the large- N_c limit approximation, has been studied before in [1–6]. Whereas the first study [1] had explicitly been based upon the AGK [7] cutting rules (see also [8, 9] for a QCD analysis), it was then in [2] observed that the emission of the jet inside the triple Pomeron vertex might lead to deviations from the AGK rules. Results of [2] have been supported in [3, 4]. In [5] a new investigation was reported, more detailed than [1] but still based upon assumptions, which lead to the discovery of new contributions to the effective production vertex. An improved and more accurate investigation was given more recently in [6]. Whereas the calculations reported in [2–4] have been done in configuration space, the studies in [1, 5, 6] were done in momentum space, and their method is similar to the one used in this paper. Nevertheless, our results, which - in contrast to [1, 5, 6] - are valid for an arbitrary number of colors, are in partial conflict with those of [6].

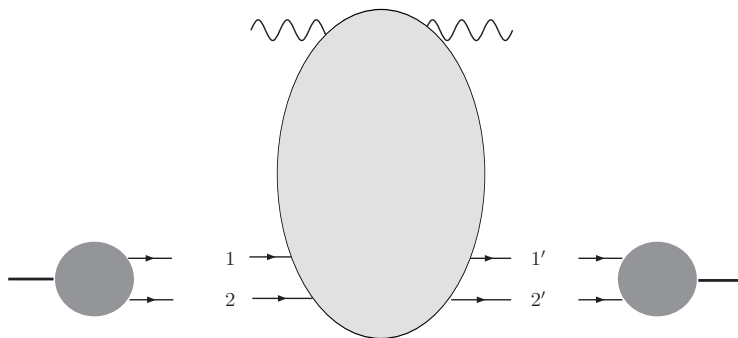


Figure 2: Scattering of a virtual photon on a weakly bound nucleus.

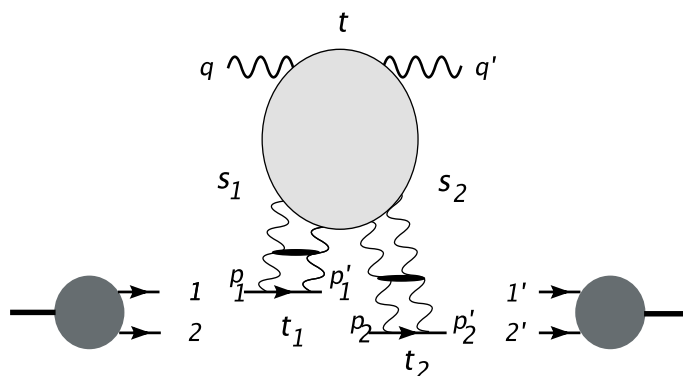


Figure 3: Kinematics of the $3 \rightarrow 3$ process.

2. The strategy

We consider deep inelastic scattering on a nucleus consisting of two weakly bound nucleons (figure 2). The total cross section is obtained from the elastic scattering amplitude, $T_{\gamma^*(pn) \rightarrow \gamma^*(pn)}$:

$$\sigma_{\gamma^*(pn) \rightarrow \gamma^*(pn)}^{\text{tot}} = \frac{1}{S} \text{Im} T_{\gamma^*(pn) \rightarrow \gamma^*(pn)}. \quad (2.1)$$

where S denotes the total energy of the scattering process. Before we consider the inclusive cross section we find it useful to recapitulate the computation of the total cross section. The kinematics is illustrated in figure 3: the energy variables $s_1 = (q + p_1)^2$, $s_2 = (q + p_2')^2$, $M^2 = (q + p_1 - p_1')^2$, $S = (q + p_1 + p_2)^2$ are assumed to be much larger than the momentum transfer variables $t = (q - q')^2$, $t_1 = (p_1 - p_1')^2$, $t_2 = (p_2 - p_2')^2$. We will distinguish between s_1 and s_2 , but at the end we set $s_1 = s_2 = s \gg M^2$ and $t = 0$. Throughout this paper we use Sudakov variables with the lightlike reference vectors q' and p , such that $s = 2p'q = 2pq$, $S = 4pq = 2s$, $q = q' - xp$ with $x = 2pq/Q^2$ and $M^2 = xp s$. Neglecting the nucleon masses we have

$$p_1 = p_2 = p, \quad p_1' = p(1 - x_P) + p_{1\perp}, \quad p_2' = p(1 + x_P) + p_{2\perp}. \quad (2.2)$$

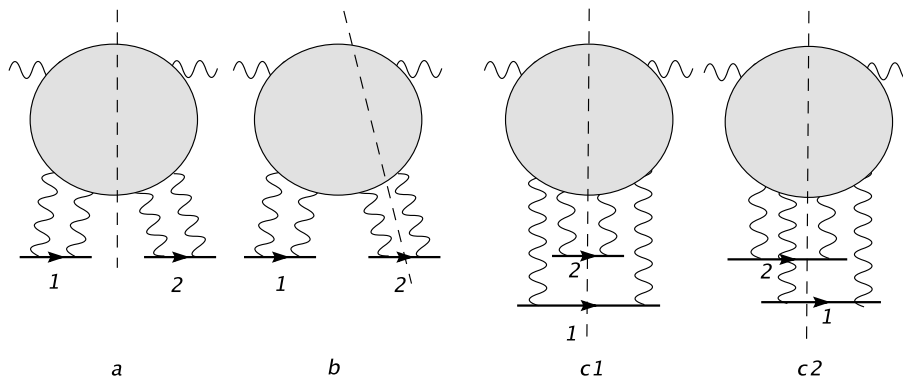


Figure 4: Different energy cuts: (a) diffractive cut, (b) single cut, (c) double cut.

Internal momenta are then written as

$$k_i = \alpha_i q' + \beta_i p + k_{i\perp} \tag{2.3}$$

with $k_{i\perp}^2 = -\mathbf{k}_i^2$. The fact that the two nucleons are in a weakly coupled bound state implies that we will allow the two nucleons to have small losses of longitudinal and transverse momenta, i.e. we will integrate over x_P and $p_{1\perp} = -p_{2\perp} = k_{\perp}$.

2.1 The total cross section

For the total cross section we will be interested in the imaginary part of the amplitude $T_{\gamma^*(pn) \rightarrow \gamma^*(pn)}(s_1, s_2, M^2; t_1, t_2, t)$, integrated over x_P and $p_{1\perp} = -p_{2\perp} = k_{\perp}$. Following the discussion in [7], this imaginary part consists of the three contributions illustrated in figure 4. They are often referred to as 'diffractive cut' (figure 4a), 'single cut' (figure 4b), and 'double cut' (figure 4c). The total cross section is obtained from the sum of these terms, where we have to observe that, in figure 4a, we have to add the configuration where the nucleons 1 and 2 are interchanged. Similarly, in figure 4b the cut line can pass through nucleon 1 or 2, and for both configurations we also have to add their complex conjugates. Finally, in figure 4c we show two of the four configurations; the remaining ones are obtained by interchanging nucleons 1 and 2.

Let us analyse these contributions in more detail. In all cases we encounter subamplitudes, $A_4(\mathbf{k}_1, \beta_1, \mathbf{k}_2, \beta_2, \mathbf{k}_3, \beta_3, \mathbf{k}_4, \beta_4)$ (figure 5), which differ from each other by the way in which the β integrals are done.

Gluons 1, . . . 4 are labelled from the left to the right. In figure 4a, gluons 1 and 2 will couple to nucleon 1, and gluons 3 and 4 to nucleon 2; in figure 4c1 gluons 1 and 4 are attached to nucleon 1, and gluons 2 and 3 to nucleon 2. The variables β_i (with $\sum \beta_i = 0$) denote the β components of the gluons, which are integrated, and which can be interpreted as (dimensionless) energy variables of the subamplitudes. For the moment we will ignore the color indices of the gluons. To begin with figure 4a, we introduce $x_P = \beta_1 + \beta_2 = -\beta_3 - \beta_4$ and consider, as integration variables, x_P, β_1 , and β_3 . With $M^2 = sx_P$, the discontinuity in figure 4a indicates that, for the diffractive cut, we are integrating across the discontinuity

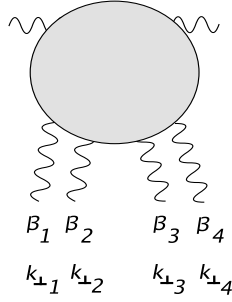


Figure 5: A subamplitude of figure 4.

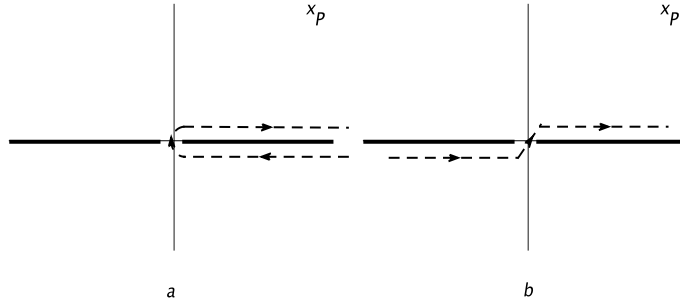


Figure 6: Integration contours.

in x_p . Obviously, M denotes the invariant mass of the process: photon + (gluon 1 + gluon 2) \rightarrow photon + (gluon 3 + gluon 4). The remaining β variables, β_1 and β_3 are inside the ladders to the right and to the left hand side of the energy cut, and the integration contours are taken along the real axis. In figure 4b, it is the variable β_1 in which we take the discontinuity, and the contour goes around the right hand cut, whereas the other β variables (including x_p) run along the real axis. Here $s\beta_1$ denotes the squared energy of the subprocess: photon + gluon 1 \rightarrow photon + (gluon 2 + gluon 3 + gluon 4). Finally, in figure 4c1 we introduce $\beta = \beta_1 + \beta_3$ as the subenergy variable in which the discontinuity is taken, and its integration goes around the right hand cut. At this stage, the subamplitudes of figures 4a–c are different from each other.

Provided that in all three cases the subamplitude A_4 , taken as a function of the three independent β variables, falls off sufficiently fast for large $|\beta|$, one can redraw the contour containing the discontinuity along the real axis (figure 6b). Furthermore, we need the amplitudes to be symmetric under permutations of the gluons. If all these conditions are satisfied, all three cases can be reduced to one and the same integral, where all three β -integrations run along the real axis:

$$N_4(\mathbf{k}_1, \mathbf{k}_2, \mathbf{k}_3, \mathbf{k}_4) = \int d\beta_1 \int d\beta_2 \int d\beta_3 A_4(\mathbf{k}_1, \beta_1, \mathbf{k}_2, \beta_2, \mathbf{k}_3, \beta_3, \mathbf{k}_4, \beta_4), \quad (2.4)$$

and the function N_4 is symmetric under permutations of the gluons. Alternatively, N_4 can be written as a triple discontinuity integral and is, therefore, a real-valued function. This

is what is required for the AGK rules to be valid.

Applying this discussion to figures 4a–c, it is then clear that all three different cuts, after integration over x_P , will have the same expression for the subamplitude, N_4 , and they differ from each other only by the phases for the ladders below. This allows, to write the sum of all three terms in the simple form:

$$\begin{aligned}
 2\text{Im}T &= 2S\sigma_{\text{tot}} = S \int dx_P \int d\mu(\{\mathbf{k}\}) \text{Im}T_{\gamma^*(pn) \rightarrow \gamma^*(pn)} = \\
 &= \int \frac{d\omega}{2\pi i} e^{\omega Y} \int \frac{d\omega_1}{2\pi i} \int \frac{d\omega_2}{2\pi i} \int \frac{d\mu(\{\mathbf{k}\})}{(2\pi)^6} 2\pi i \delta(\omega - \omega_1 - \omega_2) N_4 \\
 &\quad \cdot \left[\xi(\omega_1)\xi(\omega_2)^* + \xi(\omega_2)\xi(\omega_1)^* \right. \\
 &\quad \quad + 2\text{Im}\xi(\omega_1) (i\xi(\omega_2) + (i\xi(\omega_2))^*) + 2\text{Im}\xi(\omega_2) (i\xi(\omega_1) + (i\xi(\omega_1))^*) \\
 &\quad \quad \left. + 4\text{Im}\xi(\omega_1)\text{Im}\xi(\omega_2) \right] \otimes \Phi_{1,2}(\{\mathbf{k}\}), \tag{2.5}
 \end{aligned}$$

where $y = \ln S$, and \mathbf{k} is the momentum transfer of nucleon 1 and we have considered the kinematics corresponding to the measure $d\mu(\{\mathbf{k}\}) = d^2\mathbf{k}_1 d^2\mathbf{k}_2 d^2\mathbf{k}_3 d^2\mathbf{k}_4 \delta^{(2)}(\mathbf{k}_1 + \mathbf{k}_2)\delta^{(2)}(\mathbf{k}_3 + \mathbf{k}_4)$. The signature factors have the form

$$\xi(\omega) = \frac{1 - e^{-i\pi\omega}}{\sin \pi\omega}, \tag{2.6}$$

and $\Phi_{1,2}(\{\mathbf{k}\})$ contains the two nucleon form factors and the deuteron wave function (including the integration over the α -variables). In the large- N_c limit, the subamplitude N_4 will contain the product of two Pomeron propagators, $G_2(\mathbf{k}_1, \omega_1)$ and $G_2(\mathbf{k}_3, \omega_2)$, which couple to nucleons 1 and 2, resp. Eq. (2.5) can also be written in the more familiar form:

$$\begin{aligned}
 2\text{Im}T &= 2S\sigma_{\text{tot}} = S \int dx_P \int d^2\mathbf{k} \text{Im}T_{\gamma^*(pn) \rightarrow \gamma^*(pn)} = \\
 &= \int \frac{d\omega}{2\pi i} e^{Y\omega} \int \frac{d\omega_1}{2\pi i} \int \frac{d\omega_2}{2\pi i} \int \frac{d\mu(\{\mathbf{k}\})}{(2\pi)^6} 2\pi i \delta(\omega - \omega_1 - \omega_2) N_4 \\
 &\quad \cdot 2\text{Im} \left[(-i)(i\xi(\omega_1))(i\xi(\omega_2)) \right] \otimes \Phi_{1,2}(\{\mathbf{k}\}), \tag{2.7}
 \end{aligned}$$

in agreement with the AGK argument.

In a practical calculation of the total cross section, we compute the three different cut contributions in figure 4, term by term. In each term we have to calculate production amplitudes on both sides of the cutting line, evaluate the unitarity integrals, and then sum over the intermediate states. As a result, we should find that the subamplitudes in all three cases, in fact, are equal and symmetric under permutations: otherwise the assumptions stated above would prove to be incorrect.

As to the calculation of the production amplitudes, we can show that they also can be derived from discontinuities in their own energy variables. Beginning with figure 4a and concentrating on the phases, we have, on the lhs of the cutting line, the production amplitude illustrated in figure 7a: In the leading logarithmic approximation, it is proportional to its energy discontinuity, shown in figure 6b. Symbolically:

$$T = \xi(\omega_1)\text{disc}T. \tag{2.8}$$

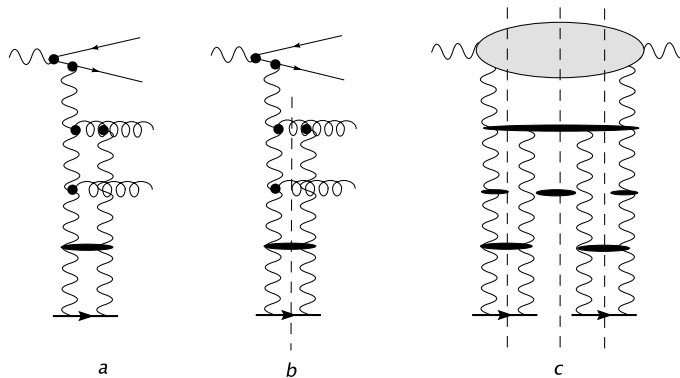


Figure 7: Construction of figure 4a: (a) production amplitude; (b) energy discontinuity of the production amplitude; (c) triple energy discontinuity

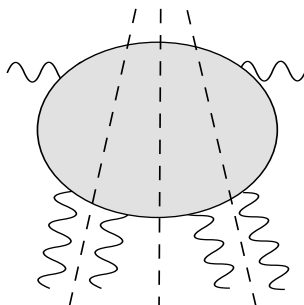


Figure 8: Multiple energy discontinuity.

The same argument applies to the rhs of the cutting line in figure 4a (with $\xi(\omega_1) \rightarrow \xi(\omega_2)^*$). Together, the single discontinuity from which we have started can be expressed in terms of the triple discontinuity (figure 7c). The analytic expression for this contribution, therefore, is the same as for the first term in (2.5), with N_4 being replaced by the triple discontinuity illustrated in figure 8: In this triple discontinuity, all the β integrals are closed on the rhs, analogous to figure 6a. Because of the assumptions for the large- β behavior, we can redraw the contours as in figure 6b, and the triple discontinuity coincides with N_4 .

For the next term, figure 4b, the situation is similar, although a bit more complicated. We illustrate the situation in figure 9: Figure 9a illustrates the production amplitude we need to find. It has the phase structure $(-i)(i)(i\xi(\omega_1))$, and we can find it from its energy discontinuity, provided the amplitude above satisfies the assumptions stated before (good behavior for large β , and symmetry under the exchange of gluons). Following the AGK arguments, the energy discontinuity consists of the two parts shown in figures 9b and c. The first one has the phase $\xi(\omega_1) + \xi(\omega_1)^*$, whereas the second one vanishes (after adding the analogous contribution with the the cut ladder on the rhs and the single exchange on the lhs). As a result, the production amplitude is proportional to its triple discontinuity in figure 9d, and, returning to figure 4b, we obtain the second term of (2.5), with N_4 being replaced by the triple discontinuity of figure 8. But as we have already said, this triple

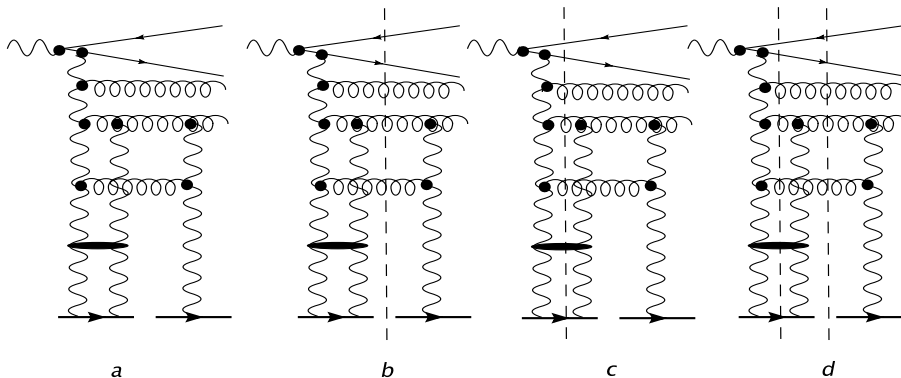


Figure 9: Multiple energy discontinuity.

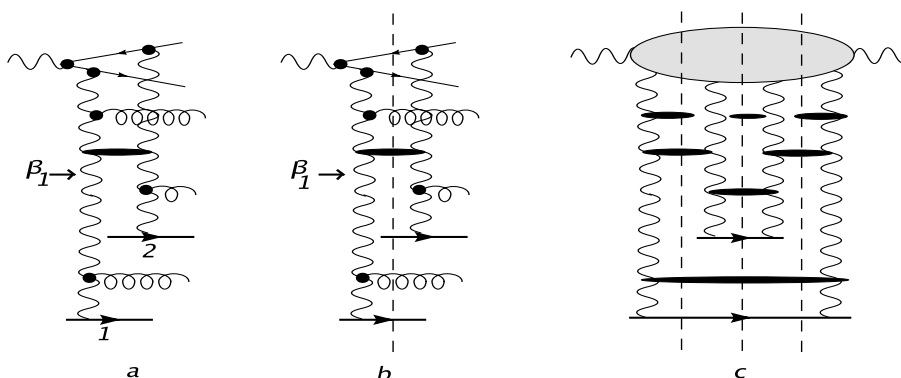


Figure 10: Multiple energy discontinuity.

discontinuity equals N_4 .

Finally the cuts in figure 4c1 and c2. In figure 10a we illustrate the production amplitude to the left of the discontinuity line in figure 4c1. It contains a further cut (figure 10b), and it is proportional to this discontinuity. As a function of β_1 , figure 10b presents the right hand cut. An additional term (corresponding to figure 4c2) where nucleon 1 and 2 at the lower end are interchanged, provides the left hand cut. When inserting these production amplitudes into figure 4c1 and 4c2 and performing the β_1 integrals, we close the contour on the rhs and include figure 10b. As a result we find that the contribution figure 4c1 is proportional to the triple discontinuity, and the phases can be read off from (2.5).

2.2 The single-gluon inclusive cross section

So far all our discussion has been for the total cross section. Turning to the single gluon inclusive cross section, we find it convenient to assign the rapidity value $y = 0$ to the virtual photon, and $y = Y$ to the nucleons (i.e. in our figures, we draw the rapidity axis downwards, starting from $y = 0$ at the upper photon and ending with Y at the target). The rapidity of the inclusive jet will be denoted by y_1 with $0 < y_1 < Y$, and its transverse momentum by \mathbf{p} .

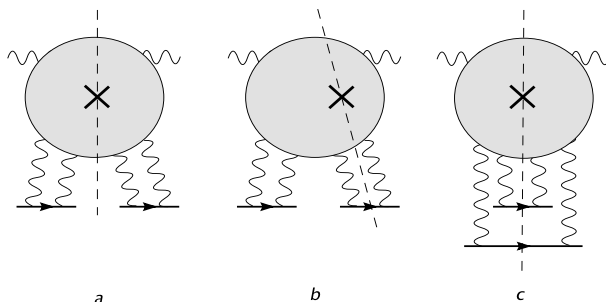


Figure 11: Different energy cuts: (a) diffractive cut, (b) single cut, (c) double cut.

For the calculation we follow the same procedure, i.e. we compute the discontinuities in figure 4. But in all the three energy cuts in figures 4a–c, we now fix, in the sum over the intermediate states, for one gluon the values of rapidity and transverse momentum y_1 and \mathbf{p} , resp. This leads to the inclusive cross section illustrated in figures 11a–c. The crosses mark the fixed final state gluon inside the unitarity sum. We then, again, have to compute the production amplitudes on both sides of the cutting line and sum over the intermediate states (keeping now the one final state gluon fixed). Since, before doing the summation over the intermediate states, the production amplitudes are the same as for the total cross section, we can proceed as outlined above, and we can make use of the results described before. In particular, we have the same phases factors.

However, unlike the case of the total cross section described before, we can no longer expect that the subamplitudes which appear in the three different cuttings are equal to each other. On general grounds we have to expect that, when going from a fully inclusive total cross section to a slightly less inclusive quantity, we loose part of the coherence and of the cancellations. In our particular case, the equality of the subamplitudes in figures 11a–c will, in fact, be lost. Our calculations described below will confirm this. Depending upon where, inside the grey blob the fixed gluon is produced, there exist some contributions where the equality still exists (and the AGK rules are valid), and others where it is not the case. The inclusive cross section has, therefore, to be written in the following form:

$$\begin{aligned} \frac{d\sigma}{dyd^2\mathbf{p}} = & \int \frac{d\omega'}{2\pi i} e^{y_1 \omega'} \int \frac{d\omega}{2\pi i} e^{(Y-y_1)\omega} \int \frac{d\omega_1}{2\pi i} \int \frac{d\omega_2}{2\pi i} \int \frac{d\mu(\{\mathbf{k}\})}{(2\pi)^6} 2\pi i \delta(\omega - \omega_1 - \omega_2) \\ & \cdot \left[N_4^c(1, 2|3, 4; \mathbf{p}) \xi(\omega_1) \xi(\omega_2)^* + N_4^c(3, 4|1, 2; \mathbf{p}) \xi(\omega_2) \xi(\omega_1)^* + \right. \\ & + 2\text{Im}\xi(\omega_1) (N_4^c(1|2, 3, 4; \mathbf{p}) i\xi(\omega_2) + c.c.) + \\ & + 2\text{Im}\xi(\omega_2) (N_4^c(1, 2, 3|4; \mathbf{p}) i\xi(\omega_1) + c.c.) + \\ & \left. + 4N_4^c(1, 3|2, 4; \mathbf{p}) \text{Im}\xi(\omega_1) \text{Im}\xi(\omega_2) \right] \cdot \Phi_{1,2}(\{\mathbf{k}\}), \end{aligned} \quad (2.9)$$

where the argument structure of the N_4 indicates where the cutting line containing the produced jet enters the subamplitude: for example, in $N_4^c(1, 2|3, 4; \mathbf{p})$, the line runs between gluon 3 and 4. We find that, in general, the amplitudes N_4^c are different for different positions of the cutting line. Here and in the following we suppress the dependence of the N_4^c upon the variables ω' , ω , ω_1 , and ω_2 .

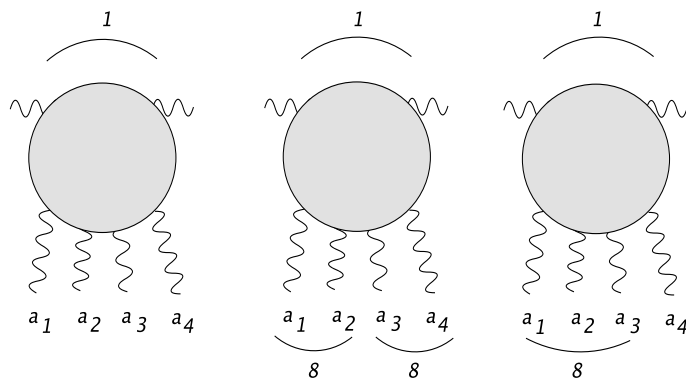


Figure 12: Color configurations of t -channel gluons (a) general tensor structure; (b) two color octet pairs; (c) one triplet of gluons in a color octet state.

Having given this general description of how to compute the total cross section and the single jet inclusive cross section we now turn to QCD calculations. We first return to the total cross section, for which we can make use of earlier results and review the main results (a few more details will be given in the following section). The discussion of the inclusive case - which represents the main result of this paper - will be presented in the following section. We first need to address the question of the large- β behavior of the subamplitudes in QCD. Here the gluon reggeization plays an important role. If we compute, in pQCD, the subamplitude illustrated in figure 8, which, in total, is in color singlet state there will be pieces in which, at the lower end, subsystems are in antisymmetric color octet states:

We expect that these pieces belong to the reggeization of the gluon: they do not satisfy the naive Ward identities, i.e. they do not vanish when the transverse momentum, k_{\perp} , of one of the gluons goes to zero. Connected with the lack of the Ward identities, we expect that also their high energy behavior does not satisfy the requirements listed above, i.e. the large- β behavior does not allow to redraw the contour as indicated in figure 6. Consequently, when computing the different pieces illustrated in figure 4, we will attempt to first isolate and remove the potentially dangerous reggeizing pieces, and retain only those such for which Ward identities and large- β behavior are in accordance with what has been postulated before. This goal is achieved by the decomposition described in [10] where, for the subamplitudes D_4 the reggeizing pieces, D_4^R , have been separated from the remaining part, D_4^I . The latter ones, in fact, satisfy the Ward identities and are fully symmetric under permutations of the outgoing gluons, whereas the former ones do not. Consequently we expect (although this has not fully been proven yet) that also their large β behavior is 'good'.

After these general remarks it is fairly straightforward to follow the procedure outlined above and to obtain the different cut contributions in figure 4. As an example, consider figure 4a. On the lhs of the discontinuity line we need the set of production amplitudes illustrated in figure 7a. Restricting ourselves to the (generalized) leading-log approximation and to even signature in the lower t -channel, they contain only single energy discontinuities (figure 7b), from which one easily reconstructs the full production amplitudes (by simply

multiplying by $i\pi$). Taking the square of these production amplitudes, we see that the triple discontinuity is sufficient to obtain the energy discontinuity in figure 4a (figure 7c). As seen in figure 7c, there is a 'last' interaction between the two lower ladders: the sum of all diagrams above this last interaction (including the last rung) coincides with the amplitude D_4 analyzed in [10]. Using the separation $D_4 = D_4^R + D_4^I$ which has been described in detail, and retaining only D_4^I , we arrive at the QCD result for the subamplitude in figure 4a, N_4 . It is important to stress that this amplitude is completely symmetric under the exchange of any two gluons below. In an analogous way one computes the other cut-contributions in figures 4b and c. When adding figures 4a, b, and c and making use of the symmetry (under permutations) of D_4^I : we can combine all contributions figure 4a–c in the way outlined above. The symmetry of the D_4^I under permutation of the lower gluons, together with the fulfillment of the Ward identities can be viewed as strong hint that also the large- β behavior satisfies the requirements discussed before. This then allows, in particular, to draw all three integration contours of figure 6 along the real axis: this property is required by the AGK rules.

In the following section we turn to the inclusive cross section and compute the discontinuities shown in figures 11a–c. We repeat the same steps as those for the total cross section, until we reach the analogue of D_4 . In particular, we

1. start from the triple discontinuities,
2. repeat the decomposition into 'reggeizing' and 'irreducible' pieces, filtering out those terms which do not satisfy the Ward identities and, hence, threaten to have a bad large- β -behavior. This decomposition is different from the one carried out in [10] for the total cross section, and it represents the main achievement of this paper.
3. The remaining terms (the analogue of D_4^I) have to be computed for each term in figure 11. We shall find that they satisfy the symmetry requirements and Ward identities, which, however, are less restrictive than in the case of the total cross section.

As a result, in the inclusive case the different subamplitudes in figures 11a–c, N_4^c , are no longer identical. Our final cross section, therefore, will be written as in (2.9): it consists of several pieces which cannot be combined in a simple way.

3. The cut amplitudes N_4^c in QCD

3.1 Review of the total cross section

We begin with a brief review of the amplitudes N_4 which enter the total cross section. As we have stated above, we start from triple discontinuities and, in a second step, decompose them into reggeizing pieces (which do not satisfy the Ward identities and have a 'bad large β ' behavior), and a remainder with 'good properties'. In the notation of [10], they are denoted by D_4^R and D_4^I , resp. In the context of this short review, we also introduce a compact notation that will be used throughout the paper.

The triple discontinuity, D_4 , is illustrated in figure 13. Here we have removed the

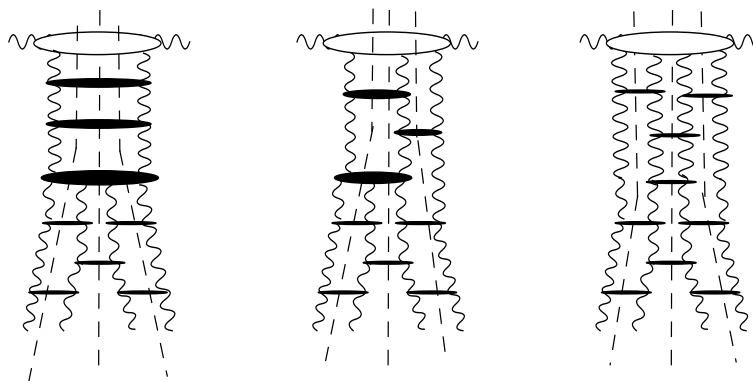


Figure 13: Illustration of the triple discontinuity.

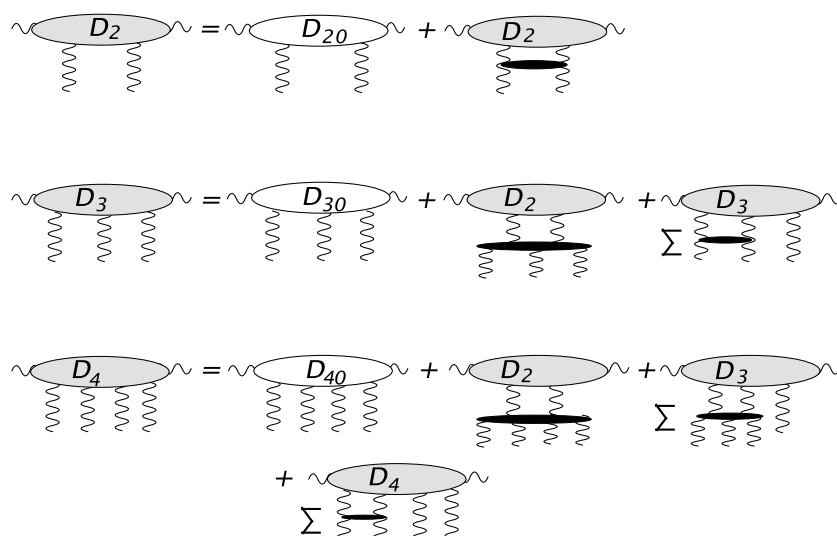


Figure 14: Integral equations for D_2 , D_3 , and D_4 .

couplings to the nucleons at the lower end: for figure 4a, we attach gluon 1 and 2 to nucleon 1 and gluon 3 and 4 to nucleon 2, for figure 4c we attach gluon 1 and 4 to nucleon 1 and so on. However, provided the triple discontinuity (figure 8) is symmetric under the exchange of the lower gluons, all terms in figure 4 are obtained from the same triple discontinuity, and the order in which the gluons are attached to the two nucleons does not matter. The summation of all diagrams shown in figure 13 is done in terms of integral equations. We introduce amplitudes D_2 (associated to the BFKL evolution [11–13]) and D_3 which, together with D_4 , satisfy a set of coupled integral equations (figure 14).


Writing these equation as evolution equations in rapidity $y = \ln s$, we find:

$$(\partial_y - \mathcal{H}_2)D_2 = \delta(y)D_{2;0} \tag{3.1a}$$

$$(\partial_y - \mathcal{H}_3)D_3 = \delta(y)D_{3;0} + \mathcal{K}_3 D_2 \tag{3.1b}$$

$$(\partial_y - \mathcal{H}_4)D_4 = \delta(y)D_{4;0} + \mathcal{K}_4 D_2 + \overset{123}{\mathcal{K}_3} \overset{\cdot\cdot 4}{D_3} + \overset{124}{\mathcal{K}_3} \overset{\cdot 3 \cdot}{D_3} + \overset{234}{\mathcal{K}_3} \overset{1 \cdot}{D_3} + \overset{134}{\mathcal{K}_3} \overset{\cdot 2 \cdot}{D_3} \quad (3.1c)$$

with the boundary conditions $D_n(y) = 0$ for $y < 0$. The notation used in these equations should be clarified by writing an explicit example:

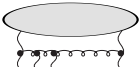
$$\overset{123}{\mathcal{K}_3} \overset{\cdot\cdot 4}{D_3} = \text{diagram} = \mathcal{K}_3(1, 2, 3; 1', 2') \otimes D_3(1', 2', 4), \quad (3.2)$$


where the convolution ' \otimes ' denotes an integral in the transverse momentum space and includes propagators. In our notation, the convolution acts on the primed variables. The two dots above D_3 denote those gluon variables on which \mathcal{K}_3 acts: D_3 is a function of three gluon variables, and \mathcal{K}_3 acts just on those which are marked by the dots. In our example, this are the gluons 1 and 2, while the third gluon, 4, remains a spectator.

We now list the operators \mathcal{K}_n and \mathcal{H}_n appearing in (3.1a-c). The former [14, 15] are integral kernels which describe the transition from 2 to n reggeized gluons in the t -channel. The latter are the BKP hamiltonians [14–17], which generalize the BFKL hamiltonian \mathcal{H}_2 , and describe the interaction of a fixed number n of reggeized gluons; we will denote their Green's function \mathcal{G}_n . All these objects are integral operators acting in the transverse momentum and color spaces. The integral kernels K_n of \mathcal{K}_n are:

$$K_n(\mathbf{k}_1, \mathbf{k}_2, \dots, \mathbf{k}_n; \mathbf{k}'_1, \mathbf{k}'_2) = \frac{g^n}{(2\pi)^3} \left(\mathbf{k}_{12\dots n}^2 - \frac{\mathbf{k}_{12\dots n-1}^2 \mathbf{k}_2'^2}{(\mathbf{k}'_2 - \mathbf{k}_n)^2} - \frac{\mathbf{k}_{23\dots n}^2 \mathbf{k}_1'^2}{(\mathbf{k}'_1 - \mathbf{k}_1)^2} + \frac{\mathbf{k}_1'^2 \mathbf{k}_2'^2 \mathbf{k}_{2\dots n-1}^2}{(\mathbf{k}'_1 - \mathbf{k}_1)^2 (\mathbf{k}'_2 - \mathbf{k}_n)^2} \right), \quad (3.3)$$

and the action of \mathcal{K}_n on a two point function $\phi(\mathbf{k}_1, \mathbf{k}_2)$ is given by

$$\begin{aligned} \mathcal{K}_n \phi(\mathbf{k}_1, \dots, \mathbf{k}_n) &= \text{diagram} \\ &= \int \frac{d^2 \mathbf{k}'_1 d^2 \mathbf{k}'_2}{\mathbf{k}'_1{}^2 \mathbf{k}'_2{}^2} \delta^{(2)}(\mathbf{k}_{1\dots n} - \mathbf{k}'_{12}) K_n(\mathbf{k}_1, \dots, \mathbf{k}_n; \mathbf{k}'_1, \mathbf{k}'_2) \phi(\mathbf{k}'_1, \mathbf{k}'_2). \end{aligned} \quad (3.4)$$


We have introduced the notation $\mathbf{k}_{ijk\dots} = \mathbf{k}_i + \mathbf{k}_j + \mathbf{k}_k + \dots$ for the sum of transverse momenta. The Lipatov kernel K_2 is can be obtained from $K_3(\mathbf{k}_1, \mathbf{0}, \mathbf{k}_2)$, where the last term in (3.3) vanishes. In the color space these integral operators are multiplied by color tensors originating from the gluon vertices:

$$f^{a'_1 a_1 b_1} f^{b_1 a_2 b_2} \dots f^{b_{n-1} a_n a'_2} \mathcal{K}_n \phi^{a'_1 a'_2}. \quad (3.5)$$

The virtual corrections are encoded in the gluon Regge trajectory function ω , whose action on a function ϕ is multiplicative in momentum space:

$$\omega^i \phi(\mathbf{k}_1, \mathbf{k}_2) = -\frac{N_c}{2} \omega(\mathbf{k}_i) \phi(\mathbf{k}_1, \mathbf{k}_2) \quad i = 1, 2, \quad (3.6)$$

with the function $\omega(\mathbf{k})$ being¹

$$\omega(\mathbf{k}) = \frac{g^2}{(2\pi)^3} \int d^2 \mathbf{k}' \frac{\mathbf{k}^2}{\mathbf{k}'^2 (\mathbf{k} - \mathbf{k}')^2}. \quad (3.7)$$

¹A regularization of the IR divergences is understood.

The BKP hamiltonians \mathcal{H}_n are defined as

$$\mathcal{H}_n = \sum_{i=1}^n \bar{\omega}^i + \sum_{1 \leq i < j \leq n} \vec{t}_i \cdot \vec{t}_j \mathcal{K}_2, \quad (3.8)$$

where we have introduced the $SU(N_c)$ generators in the adjoint representation $\vec{t}_i = t(t_{a_i a'_i}^1, \dots, t_{a_i a'_i}^{N_c^2-1})$ with $t_{a_i a'_i}^b = i f^{a_i b a'_i}$. The BKP Green's functions \mathcal{G}_n satisfy the equations

$$(\partial_y - \mathcal{H}_n) \mathcal{G}_n(y) = \delta(y), \quad (3.9)$$

with the formal solutions

$$\mathcal{G}_n(y) = \Theta(y) e^{y \mathcal{H}_n}. \quad (3.10)$$

The action of \mathcal{H}_2 on a color singlet function $\phi^{a_1 a_2} = \delta^{a_1 a_2} \phi$ gives the BFKL hamiltonian:

$$\mathcal{H}_2 \phi^{a_1 a_2} = \delta^{a_1 a_2} \left(\bar{\omega} + \bar{\omega}^2 - N_c \mathcal{K}_2 \right) \phi. \quad (3.11)$$

When acting, in a color octet state, on a function which depends only on the sum of transverse momentum of the two gluons: $\psi^{a_1 a_2} = f^{a_1 a_2 b} \tilde{\psi}^b(\mathbf{k}_{12})$, the hamiltonian leads to the *bootstrap equation*:

$$\mathcal{H}_2 \psi^{a_1 a_2} = -\frac{N_c}{2} \omega(\mathbf{k}_{12}) \psi^{a_1 a_2}. \quad (3.12)$$

Finally, the initial conditions $D_{n;0}$ are the lowest order *impact factors* for the coupling of n reggeized gluons to the external photon at rapidity $y = 0$. These couplings are given by a simple quark loop.

Eq. (3.1a) is just the BFKL equation [11–13], starting from the initial condition $D_{2;0}$. Its solution, formally given by

$$D_2(y) = \mathcal{G}_2(y) D_{2;0}, \quad (3.13)$$

can be solved explicitly, thanks to the invariance of the BFKL equation under Möbius transformation [18, 19]. It satisfies the Ward identity, i.e. it vanishes as one of the gluons carries zero momentum, and it is symmetric under the exchange of the two gluons. This property is crucial to have the possibility to obtain a dual description, the dipole picture [20, 21], as has been discussed in [22].

Green's functions for a higher number n of reggeized gluons have been widely studied: the case $n = 3$ is associated to the Odderon exchange and is a completely integrable problem [23]; the solutions have been found [24, 25] and physical amplitudes constructed [26, 27]. For $n \geq 4$ the kernels lead to an integrable problem only in the planar limit [23, 28–30] whereas even the estimate of non planar corrections is an extremely difficult problem [31, 32]. Let us note that the integrability found in this framework is the first example of integrable structures present in gauge theories and now such symmetries are deeply investigated in the framework of the AdS/CFT correspondence between $N = 4$ SYM theories and superstring sigma models.

Let us continue to discuss the results for the case discussed, wherein the number of reggeizing gluons in the t -channel may change. For the amplitudes D_3 and D_4 it will be

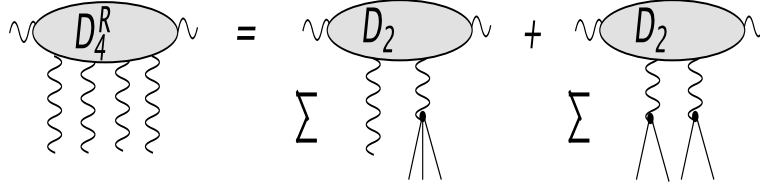


Figure 15: Illustration of D_4^R .

necessary to isolate the reggeizing pieces. Beginning with D_3 , the particular form of $D_{3,0}$ in eq. (3.1b) allows to write the solution in the following form:

$$D_3 = \frac{g}{2} f^{a_1 a_2 a_3} \left(D_2^{(12)3} - D_2^{(13)2} + D_2^{1(23)} \right) = \frac{1}{2} \left(\text{diagram 1} + \text{diagram 2} + \text{diagram 3} \right). \quad (3.14)$$

Here we have introduced the notation $D_2^{(12)3} = D_2(\mathbf{k}_{12}, \mathbf{k}_3)$. D_3 is said to be “reggeized”, in the sense that a real three gluon state never appears until the last step of the evolution, when the three gluon state is reached through a local splitting of one of the reggeized gluons. It is easy to see that D_3 , as a function of its three gluon momenta and color labels, (i) does not satisfy the Ward identities (i.e. it does not vanish as k_2 goes to zero); (ii) individual terms are not symmetric under permutations of the gluons.

D_4 is more involved, and it contains both a reggeized part D_4^R and an irreducible one D_4^I ,

$$D_4 = D_4^R + D_4^I. \quad (3.15)$$

This decomposition, from a diagrammatic point of view, is nothing but a reordering of the sum of diagrams in figure 13. In the triple discontinuity illustrated in figure 13. each horizontal line (or vertex) denotes an on-shell gluon, and each vertical wavy line a reggeized gluon. After the rearrangement we end up with the two terms of (3.15). The first term, D_4^R , is illustrated in figure 15: In detail, its structure is inferred from the initial condition:

$$D_{4;0} = -g^2 d^{a_1 a_2 a_3 a_4} \left(D_{2;0}^{(123)4} + D_{2;0}^{1(234)} - D_{2;0}^{(14)(23)} \right) + \\ -g^2 d^{a_1 a_2 a_4 a_3} \left(D_{2;0}^{(124)3} + D_{2;0}^{2(134)} - D_{2;0}^{(12)(34)} - D_{2;0}^{(13)(24)} \right), \quad (3.16)$$

and has the same form:

$$D_4^R = -g^2 d^{a_1 a_2 a_3 a_4} \left(D_2^{(123)4} + D_2^{1(234)} - D_2^{(14)(23)} \right) + \\ -g^2 d^{a_1 a_2 a_4 a_3} \left(D_2^{(124)3} + D_2^{2(134)} - D_2^{(12)(34)} - D_2^{(13)(24)} \right), \quad (3.17)$$

The remainder, D_4^I , is illustrated in figure 16:

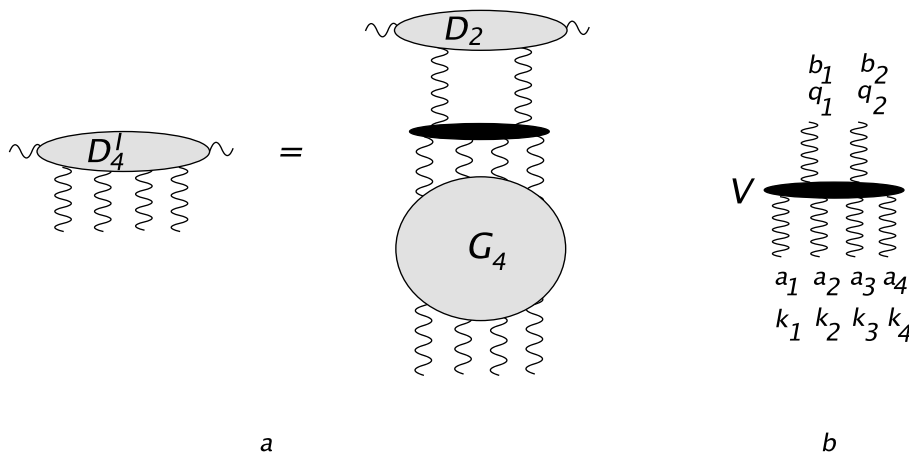


Figure 16: Illustration of D_4^I .

It has the appealing form:

$$D_4^I(y) = \int_0^y dy' \mathcal{G}_4(y - y') \mathcal{V}_4 D_2(y'). \tag{3.18}$$

where the effective 2-to-4 vertex, \mathcal{V}_4 , when acting on the space of 2-gluon gauge invariant functions, has remarkable properties:

- (i) it is infrared safe,
- (ii) vanishes whenever one of the gluon momenta goes to 0: (Ward identities),
- (iii) is completely symmetric in the 4 gluons and
- (iv) is Möbius invariant.

The explicit expression for \mathcal{V}_4 , first obtained in [10], can be found in appendix A.2. It is these 'good' properties which support the expectation that the assumptions listed above are, in fact, satisfied. Finally we note that the vertex \mathcal{V}_4 in figure 16 contains disconnected (virtual) parts: they are analogous to the 'virtual' pieces inside the BFKL kernel which have their origin in the gluon trajectory function and do not contribute to s -channel gluon production.

So far we have given attention only to the irreducible pieces, D_4^I , which, because of their 'good' properties, represent the building blocks of the two-ladder contributions. The reggeizing pieces, D_4^R , provide a different class of corrections to $T_{\gamma^*(pn) \rightarrow \gamma^*(pn)}$. First we remind that these subamplitudes (figure 12), when considered as function of the *gluon momenta*, do not satisfy Ward identities and symmetry properties. However, as function of *reggeon momenta* (e.g., in a piece of the the second term in figure 15, $D_{2;0}^{(12)(34)}$, as function of $\mathbf{k}_1 + \mathbf{k}_2$), we again have the good properties (Ward identities). In this sense, the reggeizing pieces D_4^R can be viewed as higher order corrections to D_2 . Their contribution

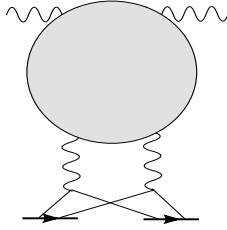


Figure 17: Illustration of D_4^I .

to $T_{\gamma^*(pn) \rightarrow \gamma^*(pn)}$ is illustrated in figure 17: They contribute to the double cut, and they introduce higher order color correlators inside the two-nucleon target. This way of classifying corrections due to single, double, triple ... ladder exchanges can be viewed as a hierarchy: when generalizing the analysis of D_4 to D_6 , the reggeizing pieces of D_6 contain contributions with four reggeizing gluons which, in the scattering of a photon on a nucleus with three gluons, will provide a two-ladder correction with higher correlators inside the three nucleon target. The analysis of D_6 has been started in [33].

3.2 The single-jet inclusive cross section: integral equations

After these preparations we now turn to the main part of this paper, the calculation of the 1-jet inclusive cross section. Following the discussion in section 2, we again consider the triple discontinuities of figure 13, keeping in mind that, for the inclusive jet cross section, one s -channel gluon is kept fixed, both in rapidity and in transverse momentum. Depending upon the position of the s -cut line (figure 11) we are considering, the gluon with fixed kinematics, in figure 13, can belong to the left, the central, or the right hand cut: we will label these three possibilities by a subscript $j = 1, 2, 3$, resp. Furthermore, inside the three different classes of contributions of figure 14 the gluon can appear at different places, inside a transition kernel or inside a rung connecting two t -channel gluons of a two-gluon, a three-gluon or of a four-gluon state.

Following [34], we define the triple discontinuities for single jet production, ${}_j Z_n$, where j indicates the position of the s -channel cut to which the jet belongs.² Later on, we will relate ${}_j Z_4$ to the subamplitudes N_4^c . They are functions of:

- the rapidity differences y_1 between the external photon and the emitted jet and the difference $Y - y_1$ between the jet and the reggeized gluons;
- the transverse momentum \mathbf{p}_1 of the produced jet;
- the transverse momenta \mathbf{k}_i of the reggeized gluons;
- the photon virtuality and polarization, encoded in the impact factors.

²Such a notation is suited for an easy generalization to the case of m -jet production: ${}_j^m Z_n$. In [34] a technique based on generating functionals has been devised for the computation of the evolution equations for couplings with an arbitrary number of jets produced.

integral equations:⁴

$$Z_{2;0} = \mathcal{K}_2 D_2, \quad (3.21a)$$

$${}_1Z_{3;0} = \overset{12 \quad \cdot 3}{\mathcal{K}_2} D_3 + \overset{13 \quad \cdot 2}{\mathcal{K}_2} D_3 + \overset{123 \quad \cdot \cdot}{1\mathcal{K}_3} D_2, \quad (3.21b)$$

$${}_2Z_{3;0} = \overset{23 \quad 1 \cdot \cdot}{\mathcal{K}_2} D_3 + \overset{13 \quad \cdot 2}{\mathcal{K}_2} D_3 + \overset{123 \quad \cdot \cdot}{2\mathcal{K}_3} D_2, \quad (3.21c)$$

$$\begin{aligned} {}_1Z_{4;0} = & \overset{12 \quad \cdot \cdot 34}{\mathcal{K}_2} D_4 + \overset{13 \quad \cdot 2 \cdot 4}{\mathcal{K}_2} D_4 + \overset{14 \quad \cdot 23 \cdot}{\mathcal{K}_2} D_4 + \\ & + \overset{123 \quad \cdot \cdot 4}{1\mathcal{K}_3} D_3 + \overset{124 \quad \cdot 3 \cdot}{1\mathcal{K}_3} D_3 + \overset{134 \quad \cdot 2 \cdot}{1\mathcal{K}_3} D_3 + \overset{1234 \quad \cdot \cdot}{1\mathcal{K}_4} D_2, \end{aligned} \quad (3.21d)$$

$$\begin{aligned} {}_2Z_{4;0} = & \overset{13 \quad \cdot 2 \cdot 4}{\mathcal{K}_2} D_4 + \overset{14 \quad \cdot 23 \cdot}{\mathcal{K}_2} D_4 + \overset{23 \quad 1 \cdot \cdot 4}{\mathcal{K}_2} D_4 + \overset{24 \quad 1 \cdot 3 \cdot}{\mathcal{K}_2} D_4 + \\ & + \overset{123 \quad \cdot \cdot 4}{2\mathcal{K}_3} D_3 + \overset{124 \quad \cdot 3 \cdot}{2\mathcal{K}_3} D_3 + \overset{234 \quad 1 \cdot \cdot}{1\mathcal{K}_3} D_3 + \overset{134 \quad \cdot 2 \cdot}{1\mathcal{K}_3} D_3 + \overset{1234 \quad \cdot \cdot}{2\mathcal{K}_4} D_2, \end{aligned} \quad (3.21e)$$

$$\begin{aligned} {}_3Z_{4;0} = & \overset{14 \quad \cdot 23 \cdot}{\mathcal{K}_2} D_4 + \overset{24 \quad 1 \cdot 3 \cdot}{\mathcal{K}_2} D_4 + \overset{34 \quad 12 \cdot \cdot}{\mathcal{K}_2} D_4 + \\ & + \overset{234 \quad 1 \cdot \cdot}{2\mathcal{K}_3} D_3 + \overset{134 \quad \cdot 2 \cdot}{2\mathcal{K}_3} D_3 + \overset{124 \quad \cdot 3 \cdot}{2\mathcal{K}_3} D_3 + \overset{1234 \quad \cdot \cdot}{3\mathcal{K}_4} D_2. \end{aligned} \quad (3.21f)$$

The notation is the same as in section 3.1, except for the cut kernel ${}_j\mathcal{K}_n$: here the subscript on the lhs denotes the position of the s -channel gluon which generates the jet. A pictorial representation of one of the equations (3.21) will illustrate their content:

$${}_1Z_{3;0} = \sum \left[\text{Diagram 1} \right] + \sum \left[\text{Diagram 2} \right].$$

The amplitude ${}_1Z_{3;0}$ contains the contributions from all the diagrams where the jet is produced by the lowest s -channel gluon. Above, between the external photon and the jet, the inclusive functions D_2 and D_3 appear. We finally note that the eqs. (3.19a-c) with the initial conditions (3.21a-f) are free from infrared divergences.

3.3 The single-jet inclusive cross section: reduction

As the main step of our analysis we now perform the reduction which, similar to the case of the total cross section, separates the reggeizing pieces with 'bad properties' from those which satisfy Ward identities and symmetry requirements. However, once we fix the momenta of the jet, we can no longer expect to find the same symmetry properties as in the case of the total cross section. For example, in figure 11a (the diffractive cut), N_4^c should be symmetric in gluon pair 1 and 2, and in the pair 3 and 4, but not in 1 and 3 etc., in figure 11b we expect symmetry in the triplet (123), and in figure 11c N_4^c is expected to be symmetric in the pairs (13) and (24). In other words, we expect full symmetry on each side

⁴Note that $\mathcal{K}_2 \equiv {}_1\mathcal{K}_2$. Here we have omitted to write explicitly the action in the color space as has been shown in (3.5), but it should be understood that they are present.

of the cutting line but not across the cutting line. Nevertheless, we still will find some left-right symmetry: when summing over all different cuttings in (2.9), as for figure 4 in (2.5), we also interchange the ladders attached to nucleon 1 and 2, assuming even signature in the t channel. This signature property will show up also in the inclusive cross section.

Following the strategy developed in [10] for the total cross section, we begin with a careful analysis of the initial conditions, which serves as a guideline for the *reggeization pattern*. As a result, the amplitudes ${}_j Z_n$ will be written as a sum of a *reggeized part* (a linear combination of solutions with $< n$ reggeized gluons) and a *irreducible part* which satisfies Ward identities and symmetry properties:

$${}_i Z_n = {}_i Z_n^R + {}_i Z_n^I \tag{3.22}$$

2 Reggeized gluons:

The simplest case of two gluons (eq. (3.19a)) is trivial: there is only one gluon on each side of the cutting line, and no reduction is necessary. The solution to the integral equation is the evolution of the initial condition by means of the BFKL Green's function \mathcal{G}_2 :

$$Z_2^{a_1 a_2} = (\mathcal{G}_2(y - y_1) \mathcal{K}_2(\mathbf{p}_1) D_2(y_1))^{a_1 a_2} . \tag{3.23}$$

More explicitly, since D_2 is a color singlet, $D_2^{a_1 a_2} = \delta^{a_1 a_2} D_2$, we can use the well known relation $f^{a_1 a_1 b} f^{b a_2 a_1} = -N_c \delta^{a_1 a_2}$ and factorize the color tensor from (3.23):

$$\begin{aligned} Z_2^{a_1 a_2} &= \delta^{a_1 a_2} Z_2 \\ Z_2 &= -N_c \mathcal{G}_2(y - y_1) \mathcal{K}_2(\mathbf{p}_1) D_2(y_1) , \end{aligned} \tag{3.24}$$

where the operators are now those acting just in the transverse momentum space.

3 Reggeized gluons:

The case of three gluons, ${}_i Z_{3;0}$, is already already more involved. Namely the presence of the jet breaks the coherence in the initial conditions, which, in the fully inclusive case, leads to the complete reduction of D_3 in terms of D_2 's. In the present case this is no longer true. Imposing the condition that, after subtraction of the reggeizing term ${}_i Z_3^R$, the irreducible piece ${}_i Z_3^I$ has to satisfy Ward identities, we find, after some calculations, that we have to form even and odd combinations

$${}_i Z_3^\pm(\mathbf{p}_1) = \frac{1}{2} \left({}_i Z_3(\mathbf{p}_1) \pm {}_i Z_3(-\mathbf{p}_1) \right) \tag{3.25}$$

Keeping in mind that, in order to arrive at the inclusive cross section, all transverse momenta (except for \mathbf{p}_1) will be integrated, we have complete azimuthal symmetry, and the negative signature combination does not contribute. We note, however, that the appearance of even and odd combinations, from a signature point of view, is quite natural: in figure 11a, the jet momentum \mathbf{p}_1 is equal to the momentum transfer across the left lower Pomeron (flowing upwards) and across the right Pomeron (flowing downwards). When interchanging the nucleons below, we thus reverse the direction of the jet momentum.

Therefore, the two combinations in (3.25) belong to even and odd symmetry under interchange of the lower Pomerons. This distinction will become relevant, for example, for 2-jet inclusive cross sections where azimuthal correlations come into play. In the following we will always refer to the even combination. We use the average symbol:

$$\langle_i Z_n \rangle(\mathbf{p}_1) = \frac{1}{2} \left({}_i Z_n(\mathbf{p}_1) + {}_i Z_n(-\mathbf{p}_1) \right). \quad (3.26)$$

These signed combinations satisfy the same set of eqs. (3.19a-c), with all the functions being replaced by their symmetrized counterpart. This includes also the initial conditions (3.21a-f).

Let us now proceed with the decomposition into reggeized and irreducible pieces:

$$\langle_i Z_n \rangle = \langle_i Z_n \rangle^R + \langle_i Z_n \rangle^I, \quad (3.27)$$

the latter defining new effective production vertices which should satisfy Ward identities. Imposing this condition, we find that the reggeized part has the same form as the one appearing in the inclusive coupling D_3 (see (3.14)):

$$\begin{aligned} \langle_1 Z_3 \rangle^R &= \frac{g}{2} f^{a_1 a_2 a_3} \left(\langle_{(12)3} Z_2 \rangle - \langle_{(13)2} Z_2 \rangle + \langle_{1(23)} Z_2 \rangle \right) = \\ &= \frac{1}{2} \left(\text{diagram 1} + \text{diagram 2} + \text{diagram 3} \right) \end{aligned} \quad (3.28)$$

$$\begin{aligned} \langle_2 Z_3 \rangle^R &= \frac{g}{2} f^{a_1 a_2 a_3} \left(\langle_{(12)3} Z_2 \rangle - \langle_{2(13)} Z_2 \rangle + \langle_{1(23)} Z_2 \rangle \right) = \\ &= \frac{1}{2} \left(\text{diagram 4} + \text{diagram 5} + \text{diagram 6} \right). \end{aligned} \quad (3.29)$$

Here $\langle Z_2 \rangle$ is obtained from (3.24) and (3.26):

$$\langle Z_2 \rangle = -N_c \mathcal{G}_2 \mathcal{V}_2 D_2. \quad (3.30)$$

\mathcal{V}_2 is simply the symmetrized version of \mathcal{K}_2 in the jet transverse momentum,

$$\mathcal{V}_2 = \langle \mathcal{K}_2 \rangle = \frac{1}{2} (\mathcal{K}_2(\mathbf{p}_1) + \mathcal{K}_2(-\mathbf{p}_1)). \quad (3.31)$$

On the rhs of (3.28), (3.29) the crosses mark the positions of the jet. In the first two terms of (3.28) and in the last two terms of (3.29), one of the reggeized gluons is cut. As an example, figure 18 illustrates the inner structure of the first term: On the rhs of (3.28), the sum of the first two terms is *symmetric* under the exchange of gluon 2 and 3 (momenta and color), the third one is *antisymmetric*. An analogous remark applies to (3.29).

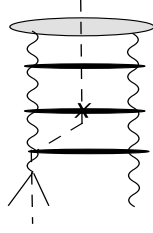


Figure 18: Discontinuity inside a cut gluon.

The remaining irreducible part contains new effective production vertices ${}_i\mathcal{V}_3$:

$$\langle {}_1Z_3 \rangle^I = -N_c f^{a_1 a_2 a_3} \mathcal{G}_3 {}_1\mathcal{V}_3 D_2 = \text{Diagram}, \quad (3.32a)$$

$$\langle {}_2Z_3 \rangle^I = -N_c f^{a_1 a_2 a_3} \mathcal{G}_3 {}_2\mathcal{V}_3 D_2 = \text{Diagram}, \quad (3.32b)$$

where the cross marks the position of the produced gluon inside the effective production vertices ${}_i\mathcal{V}_3$. The detailed analytic expression of the vertex is presented in appendix A.3, eqs. (A.13), (A.14a), (A.14b). It is important to point out that the ${}_i\mathcal{V}_3$ ($i = 1, 2$), when acting on a gauge invariant impact factor ϕ with $\phi(\mathbf{k}_j = \mathbf{0}) = 0$ ($j = 1, 2$), satisfy the required Ward identities:

$$\left({}_i\mathcal{V}_3 \right) \phi(\mathbf{k}_j = \mathbf{0}) = 0, \quad j = 1, 2, 3, \quad (3.33)$$

Moreover, due to the symmetry properties of ${}_i\mathcal{V}_3$

$$\begin{aligned} {}_1\mathcal{V}_3^{123} &= -{}_1\mathcal{V}_3^{132}, \\ {}_2\mathcal{V}_3^{123} &= -{}_2\mathcal{V}_3^{213}, \end{aligned} \quad (3.34)$$

and of the color tensor $f^{a_1 a_2 a_3} = -f^{a_1 a_3 a_2} = -f^{a_2 a_1 a_3}$, the amplitudes $\langle {}_iZ_3 \rangle^I$ are *symmetric* under the exchange of the two reggeized gluons on the same side of the cut (both color and momentum).

4 Reggeized gluons:

For four reggeized gluons, $\langle {}_iZ_4 \rangle$, it is again the initial conditions which suggest the reggeization pattern. Following the analysis of the total cross section, it is convenient to separate the reggeizing part into two pieces,

$$\langle {}_iZ_4 \rangle^R = \langle {}_iZ_4 \rangle^{R1} + \langle {}_iZ_4 \rangle^{R2}. \quad (3.35)$$

The $R1$ component is the same for any position of the s -channel cut, $i = 1, 2, 3$, and it coincides with the expression obtained in [10] for the reggeized part of the inclusive coupling D_4 ,

$$\begin{aligned} \langle_i Z_4 \rangle^{R1} = & -g^2 d^{a_1 a_2 a_3 a_4} \left(\langle Z_2 \rangle^{(123)4} + \langle Z_2 \rangle^{1(234)} - \langle Z_2 \rangle^{(14)(23)} \right) + \\ & -g^2 d^{a_1 a_2 a_4 a_3} \left(\langle Z_2 \rangle^{(124)3} + \langle Z_2 \rangle^{(134)2} - \langle Z_2 \rangle^{(12)(34)} - \langle Z_2 \rangle^{(13)(24)} \right) \end{aligned} \quad (3.36)$$

Here we have introduced another compact notation, e.g. $\langle Z_2 \rangle^{(123)4} = \langle Z_2 \rangle(\mathbf{k}_{123}, \mathbf{k}_4)$ and $\langle Z_2 \rangle^{(12)(34)} = \langle Z_2 \rangle(\mathbf{k}_{12}, \mathbf{k}_{34})$. For the case $i = 2$ (where the cut runs between reggeon 2 and 3) we illustrate this equation as follows.

$$\begin{aligned} \langle_2 Z_4 \rangle^{R1} = & \begin{array}{c} \text{Diagram 1} + \text{Diagram 2} + \text{Diagram 3} \\ \text{Diagram 4} + \text{Diagram 5} + \text{Diagram 6} + \text{Diagram 7} \end{array} \end{aligned} \quad (3.37)$$

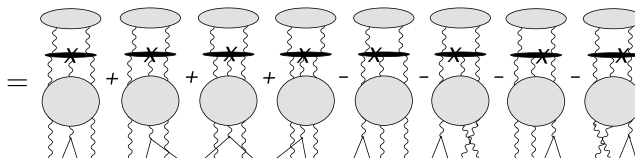
The interpretation is analogous to the discussion after (3.31). In the first diagram in the first line the cut runs between the reggeons. All diagrams on the second line contain a cut reggeon; if we open any of these diagrams we find structures like those of figure 18. The second and third diagrams of the first line have both reggeons cut.

The $R2$ component is different for each cut and is expressed in term of the vertex \mathcal{F}_3 defined in (A.13),

$$\begin{aligned} \langle_1 Z_4 \rangle^{R2} = & g N_c d^{a_1 a_2 a_3 a_4} \left(\mathcal{G}_3^{1(23)4} - \mathcal{G}_3^{14(23)} \right) \mathcal{F}_3 D_2 + \\ & + g N_c d^{a_1 a_2 a_4 a_3} \left(\mathcal{G}_3^{1(24)3} - \mathcal{G}_3^{13(24)} \right) \mathcal{F}_3 D_2 + \\ & + g N_c d^{a_1 a_3 a_4 a_2} \left(\mathcal{G}_3^{1(34)2} - \mathcal{G}_3^{12(34)} \right) \mathcal{F}_3 D_2 \end{aligned} \quad (3.38a)$$

$$\langle_2 Z_4 \rangle^{R2} = g N_c d^{a_1 a_2 a_3 a_4} \left(\mathcal{G}_3^{1(23)4} + \mathcal{G}_3^{2(14)3} - \mathcal{G}_3^{(12)43} - \mathcal{G}_3^{21(34)} \right) \mathcal{F}_3 D_2 + \tag{3.38b}$$

$$+ g N_c d^{a_1 a_2 a_4 a_3} \left(\mathcal{G}_3^{1(24)3} + \mathcal{G}_3^{2(13)4} - \mathcal{G}_3^{(12)34} - \mathcal{G}_3^{12(34)} \right) \mathcal{F}_3 D_2$$



$$\langle_3 Z_4 \rangle^{R2} = g N_c d^{a_1 a_2 a_3 a_4} \left(\mathcal{G}_3^{1(23)4} - \mathcal{G}_3^{(23)14} \right) \mathcal{F}_3 D_2 + \tag{3.38c}$$

$$+ g N_c d^{a_2 a_1 a_3 a_4} \left(\mathcal{G}_3^{2(13)4} - \mathcal{G}_3^{(13)24} \right) \mathcal{F}_3 D_2 +$$

$$+ g N_c d^{a_3 a_1 a_2 a_4} \left(\mathcal{G}_3^{3(12)4} - \mathcal{G}_3^{(12)34} \right) \mathcal{F}_3 D_2$$

(in the last equations, the diagrams are analogous to those of the first equation, eq. (3.38c)). Let us note that eqs. (3.38a) and (3.38c) can be easily written in terms of ${}_1\mathcal{F}_3$ and ${}_2\mathcal{F}_3$ making use of the relations (A.14a), (A.14b) and then one may recognize a form with a sum of three terms $\langle_1 Z_3 \rangle^I$ and $\langle_2 Z_3 \rangle^I$ respectively, with a gluon splitting at rapidity Y .

The irreducible part of $\langle_i Z_4 \rangle$ consists of four pieces:

$$\langle_i Z_4 \rangle = \langle_i Z_4 \rangle^{I1} + \langle_i Z_4 \rangle^{I2} + \langle_i Z_4 \rangle^{I3} + \langle_i Z_4 \rangle^{I4} . \tag{3.39}$$

In the first term the jet emission is above the effective vertex \mathcal{V}_4 , inside the BFKL ladder. Here all values of i lead to the same expression, i.e. the contribution is independent of the position of the cut,

$$\langle_i Z_4 \rangle^{I1} = \int_{y_1}^y dy' \mathcal{G}_4(y - y') \mathcal{V}_4 \langle Z_2 \rangle(y') = \text{Diagram} . \tag{3.40}$$

The appearance of the same vertex \mathcal{V}_4 below the emission of the jet is a remarkable result of our analysis: within our approach it is absolutely not trivial, since *a priori* one might expect the emission of the jet to break the reggeization pattern leading to \mathcal{V}_4 .

Let us stress that the $2 \rightarrow 4$ vertex is fully symmetric under the exchange of any pair of gluons, and it satisfies the Ward identities in all four gluon lines. This property implies that also the first and the second term in eq. (3.39) satisfy the Ward identities, and they have the required symmetry features on both sides of the cut.

The second term can be illustrated by the following figure:

$$\langle_i Z_4 \rangle^{I2} = \sum \text{Diagram} .$$

The jet is emitted below the $2 \rightarrow 4$ vertex, inside the four gluon state, and the label i singles out the participating rungs. For example, for $i = 1$ the possible rungs are between gluon 1 and 2, between 1 and 3, or between 1 and 4. Above the emission we have the same structure, D_4^I , as the total cross section. In particular, it contains, again, the $2 \rightarrow 4$ effective vertex \mathcal{V}_4 of [10]. Writing as usual

$$\begin{aligned} D_4 &= D_4^R + D_4^I \\ D_4^I &= \int_{y_0}^{y_1} dy' \mathcal{G}_4(y_1, y') \mathcal{V}_4 D_2(y'), \end{aligned} \quad (3.41)$$

we have

$$\langle {}_1Z_4 \rangle^{I2} = \mathcal{G}_4 \left(\overset{12}{\mathbb{F}}_2 + \overset{13}{\mathbb{F}}_2 + \overset{14}{\mathbb{F}}_2 \right) D_4^I, \quad (3.42a)$$

$$\langle {}_2Z_4 \rangle^{I2} = \mathcal{G}_4 \left(\overset{13}{\mathbb{F}}_2 + \overset{14}{\mathbb{F}}_2 + \overset{23}{\mathbb{F}}_2 + \overset{24}{\mathbb{F}}_2 \right) D_4^I, \quad (3.42b)$$

$$\langle {}_3Z_4 \rangle^{I2} = \mathcal{G}_4 \left(\overset{14}{\mathbb{F}}_2 + \overset{24}{\mathbb{F}}_2 + \overset{34}{\mathbb{F}}_2 \right) D_4^I, \quad (3.42c)$$

The third group of terms contains new effective production vertices ${}_i\mathcal{V}_4$:

$$\langle {}_2Z_4 \rangle^{I3} = \mathcal{G}_4 {}_2\mathcal{V}_4 D_2 = \text{diagram}, \quad (3.43)$$

with analogous expressions for $\langle {}_1Z_4 \rangle^{I3}$ and $\langle {}_3Z_4 \rangle^{I3}$. The produced jet is inside the $2 \rightarrow 4$ transition vertex, and the new production vertices are conveniently expressed in terms of new cut operators ${}_i\mathbb{F}_4$ defined in appendix A.3, eq. (A.15):

$${}_1\mathcal{V}_4 = \delta^{a_1 a_2} \delta^{a_3 a_4} \overset{1234}{\mathbb{F}}_4 + \delta^{a_1 a_3} \delta^{a_2 a_4} \overset{1324}{\mathbb{F}}_4 + \delta^{a_1 a_4} \delta^{a_2 a_3} \overset{1423}{\mathbb{F}}_4, \quad (3.44a)$$

$${}_2\mathcal{V}_4 = \delta^{a_1 a_2} \delta^{a_3 a_4} \overset{1234}{2A\mathbb{F}}_4 + \delta^{a_1 a_3} \delta^{a_2 a_4} \overset{1234}{2B\mathbb{F}}_4 + \delta^{a_1 a_4} \delta^{a_2 a_3} \overset{1243}{2B\mathbb{F}}_4, \quad (3.44b)$$

$${}_3\mathcal{V}_4 = \delta^{a_1 a_2} \delta^{a_3 a_4} \overset{1234}{3\mathbb{F}}_4 + \delta^{a_1 a_3} \delta^{a_2 a_4} \overset{1324}{3\mathbb{F}}_4 + \delta^{a_2 a_3} \delta^{a_1 a_4} \overset{2314}{3\mathbb{F}}_4. \quad (3.44c)$$

One can show that the operators ${}_i\mathbb{F}_4$ satisfy Ward identities. This then also holds for the vertices (3.44a-c). Moreover, due to the symmetry properties of ${}_i\mathbb{F}_4$,

$$\begin{aligned} \overset{1234}{\mathbb{F}}_4 &= \overset{1243}{\mathbb{F}}_4, \\ \overset{1234}{2A\mathbb{F}}_4 &= \overset{1243}{2A\mathbb{F}}_4 = \overset{2134}{2A\mathbb{F}}_4 = \overset{2143}{2A\mathbb{F}}_4, \\ \overset{1234}{2B\mathbb{F}}_4 &= \overset{2143}{2B\mathbb{F}}_4, \\ \overset{1234}{3\mathbb{F}}_4 &= \overset{2134}{3\mathbb{F}}_4, \end{aligned} \quad (3.45)$$

${}_i\mathcal{V}_4$ are *symmetric* under the exchange of any two gluons (color and momentum) on each side of the s -channel cut.

The fourth group of terms part is novel and has no counterpart in the total cross section. Then transition from two gluons to four gluons now proceeds in two steps, and the produced jet is inside the $2 \rightarrow 3$ vertex. For the cut line on the lhs ($i = 1$), it has the form

$$\langle {}_1Z_4 \rangle^{I4} = N_c \int_{y_1}^y dy' \mathcal{G}_4(y - y') {}_1\mathcal{W}_4 \mathcal{G}_3(y' - y_1) \mathcal{F}_3 D_2(y_1) = \text{Diagram} . \quad (3.46)$$

For the cut on the rhs ($i = 3$) we have an analogous expression, whereas the central cut ($i = 2$) receives two contributions:

$$\langle {}_2Z_4 \rangle^{I4} = \text{Diagram} + \text{Diagram} . \quad (3.47)$$

$$= N_c \int_{y_1}^y dy' \mathcal{G}_4(y - y') {}_2\mathcal{W}_4 \mathcal{G}_3(y' - y_1) \mathcal{F}_3 D_2(y_1) = \text{Diagram} + \text{Diagram} .$$

The $2 \rightarrow 3$ vertex with the jet is the same as introduced before and given in appendix in eq. (A.13). eq. (3.32). Below this vertex, a t -channel state of three reggeized gluons appears which, after BKP evolution, through new effective vertices ${}_i\mathcal{W}_4$, turns into four reggeized gluons. These new $3 \rightarrow 4$ transition vertices are conveniently expressed in terms of the integral (uncut) operators ${}_i\Gamma_4$ which are listed in appendix A.3 (eqs. (A.16)):

$${}_1\mathcal{W}_4 = \delta^{a_1 a_2} \delta^{a_3 a_4} \frac{1234}{{}_1\Gamma_4} + \delta^{a_1 a_3} \delta^{a_2 a_4} \frac{1324}{{}_1\Gamma_4} + \delta^{a_1 a_4} \delta^{a_2 a_3} \frac{1423}{{}_1\Gamma_4} , \quad (3.48a)$$

$${}_2\mathcal{W}_4 = \delta^{a_1 a_2} \delta^{a_3 a_4} \frac{1234}{{}_2A\Gamma_4} + \delta^{a_1 a_3} \delta^{a_2 a_4} \frac{1234}{{}_2B\Gamma_4} + \delta^{a_1 a_4} \delta^{a_2 a_3} \frac{1243}{{}_2B\Gamma_4} , \quad (3.48b)$$

$${}_3\mathcal{W}_4 = \delta^{a_1 a_2} \delta^{a_3 a_4} \frac{1234}{{}_3\Gamma_4} + \delta^{a_1 a_3} \delta^{a_2 a_4} \frac{1324}{{}_3\Gamma_4} + \delta^{a_2 a_3} \delta^{a_1 a_4} \frac{2314}{{}_3\Gamma_4} . \quad (3.48c)$$

The ${}_i\Gamma_4$ have the same symmetry properties (3.45) as their cut counterparts. Therefore, also the effective vertices ${}_i\mathcal{W}_4$ are symmetric under the exchange of gluons on each side of the cut. Furthermore, they can be shown to satisfy Ward identities. Again one may note that for the cut on the lhs ($i = 1$) or on the rhs ($i = 3$) it is trivial to rewrite $\langle {}_1Z_4 \rangle^{I4}$, $\langle {}_3Z_4 \rangle^{I4}$ in terms of ${}_1\mathcal{W}_4$ and ${}_1\mathcal{F}_3$, ${}_3\mathcal{W}_4$ and ${}_2\mathcal{F}_3$, respectively.

Let us summarize our results for $\langle {}_iZ_4 \rangle$ in eqs. (3.19c). For each position of the cutting line - denoted by $1 = 1, 2, 3$ - we have reggeizing and irreducible pieces. The irreducible pieces, for the case $i = 1$ and $i = 2$, are collected in figures 19 and 20, resp.: They satisfy the Ward identities, and they are invariant under permutations of the gluons on both sides of the cut. They come in four different classes of contributions. If the jet is produced above or below the $2 \rightarrow 4$ transition vertex (groups 1 and 2, figures 19 a and b), the contributions are identical for all cuts (i.e. independent of i). The $2 \rightarrow 4$ vertex is the same as in the total cross section. As a result, these contributions can be added in the same way, as in the

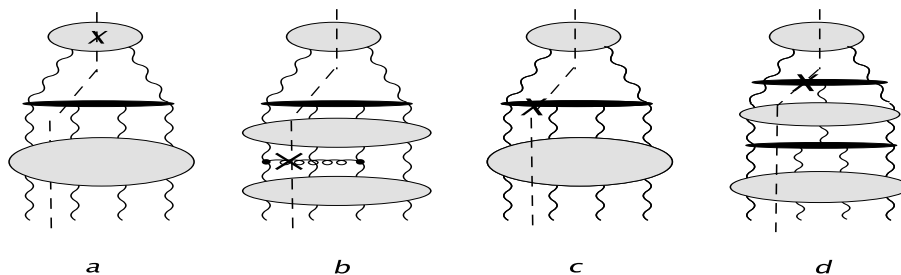


Figure 19: The four pieces of the single jet inclusive cross section. (a) and (b): production above and below the $2 \rightarrow 4$ transition, (c) and (d): production inside the $2 \rightarrow 4$ transition.

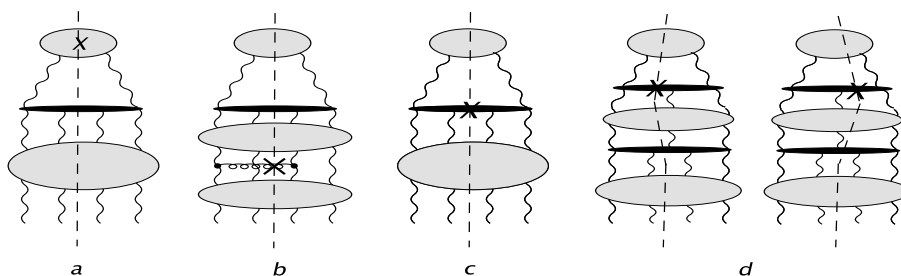


Figure 20: The same as figure 19, for the cut $i = 2$.

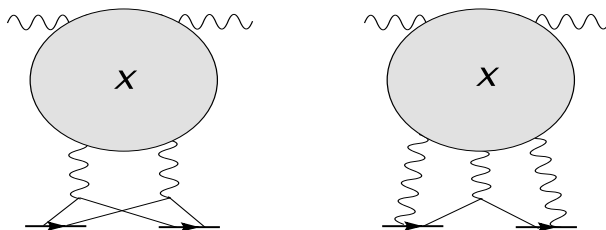


Figure 21: Inclusive jet production with higher order color correlators inside the two-nucleon target.

case of the total cross section, In particular, Group 2 will cancel, due to the AKG counting rules [9]. If the jet is produced inside the $2 \rightarrow 4$ transition (groups 3 and 4, figures 19c and d), the cuts $i = 1, 2, 3$ differ from each other, and the vertices are new. In particular, there is a novel contribution (figure 19d) which contains a t -channel state consisting of 3 reggeized gluons.

Finally, let us comment on the reggeizing pieces which do not satisfy Ward identities and symmetry requirements. Here we have found two groups which are illustrated in eqs. (3.37) and (3.38a)–(3.38c). As we have discussed at the end of section 3.1, these contributions introduce *higher order correlators* inside the target. We illustrate them in figure 21: A more detailed discussion will be given elsewhere, and for the rest of this paper we will restrict our discussion to the irreducible pieces which constitute the two Pomeron contribution to the inclusive cross section.

4. The 1-jet inclusive cross section

In the previous section we have described the computation of the triple discontinuities of the amplitudes, with one gluon being fixed in transverse momentum \mathbf{p}_1 and rapidity y_1 . Due to this gluon, the decomposition into reggeized and irreducible pieces has turned out to be quite different from the total cross section.

Let us now make use of these triple discontinuities and return to the inclusive cross section in eq. (2.9). Beginning with the term $N_4^c(1, 2|3, 4; y_1, \mathbf{p}_1)$, we use figure 20 and attach nucleon 1 to lines 1 and 2 and nucleon 2 to lines 3 and 4. Similarly, the second term $N_4^c(3, 4|1, 2; y_1, \mathbf{p}_1)$ is obtained by interchanging nucleons 1 and 2. In the last term, $N_4^c(1, 3|2, 4; y_1, \mathbf{p}_1)$, we connect nucleon 1 with the gluon lines 1 and 4. Because of the symmetry under the exchange of gluons on both sides of the cut, we do not need to distinguish between $N_4^c(1, 3|2, 4; y_1, \mathbf{p}_1)$ and $N_4^c(1, 4|2, 3; y_1, \mathbf{p}_1)$. For the third and fourth lines on the rhs of eq. (2.9), we use figure 19. Again, the symmetry on the rhs of the cutting line allows to identify, for example, $N_4^c(1, 2, 3|4; y_1, \mathbf{p}_1)$ and $N_4^c(1, 3, 2|4; y_1, \mathbf{p}_1)$.

For each of these terms, we have the four groups corresponding to the figures 19a–d or figures 20a–d. As we have said before, for the first two groups the different cuts $i = 1, 2, 3$ lead to the same result. Hence we can, in eq. (2.9), simply sum over the phase factors. This leads, in the case of the first group (figure 19a and 20a) to the usual AGK counting: $2 - 8 + 4 = -2$. In the second group (figures 19b and 20b) we find complete cancellation [9]: $2 - 6 + 4 = 0$.⁵ In contrast to this, for the remaining contributions to the inclusive cross section there is no simple way of summing the different cuts, and the inclusive cross section remains of the form given in eq. (2.9). For the first group (two groups (figures 19c and 20c) we illustrate the integrand of eq. (2.9) in the following equation:

$$\begin{aligned}
 & \left[\xi_1 \xi_2^* \sum \text{diagram}_1 + \xi_2 \xi_1^* \sum \text{diagram}_2 + \right. \\
 & \quad \left. + 2 \text{Im} \xi_1 \left((i \xi_2)^* \sum \text{diagram}_3 + c.c. \right) + 2 \text{Im} \xi_2 \left(i \xi_1 \sum \text{diagram}_4 + c.c. \right) \right. \\
 & \quad \left. + 4 \text{Im} \xi_1 \text{Im} \xi_2 \sum \text{diagram}_5 \right] \tag{4.1}
 \end{aligned}$$

⁵Here we make use of the fact that the coupling of the two gluon pairs to the two nucleons also satisfies the symmetry properties: invariance under the interchange of the two nucleons, and - for each nucleon separately - symmetry under interchange of the two gluons.

In this expression above in the first line, which corresponds to the 'diffractive cut', one has to insert all the contributions constructed with the effective vertex ${}_2\mathcal{V}_4$ given in eq. (3.44b), inserted in eq. (3.43). The two contributions with complex conjugate phase factors are associated to the two possible ways of coupling to the two nucleons in the deuteron. The 'single absorptive cut' contribution in the second line of eq. (4.1), is given by the sum of 4 terms, two associated with the jet produced along the cut which goes to one nucleon and the other two when the cut goes through the second nucleon. The two cases are constructed similarly to the previous one employing the vertices ${}_1\mathcal{V}_4$ and ${}_3\mathcal{V}_4$ given respectively in eqs. (3.44a) and (3.44c). The third line in eq. (4.1) is associated to the 'double cut' contribution, and it is built again from ${}_2\mathcal{V}_4$. The coupling to the nucleons selects the structure equivalent to $N_4^c(1, 3|2, 4) = N_4^c(2, 3|1, 4)$ and is associated to a purely real phase. Because of the symmetry of N_4^c under permutations on both sides of the cutting line we do not need to include another term with nucleons 1 and 2 interchanged. Let us note that in our approximation we shall choose purely imaginary BFKL pomeron phases, $\xi_{1,2} = i$.

The final group (figures 19d and 20d) is illustrated in the following equation:

$$\begin{aligned}
 & \left[\xi_1 \xi_2^* \left(\sum \text{diagram}_1 + \sum \text{diagram}_2 \right) + c.c. \right. \\
 & + 2 \text{Im} \xi_1 \left((i \xi_2)^* \sum \text{diagram}_3 + c.c. \right) + 2 \text{Im} \xi_2 \left(i \xi_1 \sum \text{diagram}_4 + c.c. \right) + \\
 & \left. + 4 \text{Im} \xi_1 \text{Im} \xi_2 \left(\sum \text{diagram}_5 + \sum \text{diagram}_6 \right) \right] . \tag{4.2}
 \end{aligned}$$

These terms are novel and quite peculiar since they are characterized by the emission of a jet inside the effective vertices \mathcal{V}_3 and ${}_i\mathcal{V}_3$ which allow, in the t -channel, the transition from 2 to 3 reggeized gluons. After rapidity evolution a second splitting, described by the vertices ${}_i\mathcal{W}_4$ is taking place. In this effective $3 \rightarrow 4$ transition there is always one gluon which acts as a spectator. Finally, the resulting t -channel four gluon state, after a BKP evolution, is coupled to the deuteron form factor.

The 'diffractive contributions' in the first line are constructed using the effective vertex

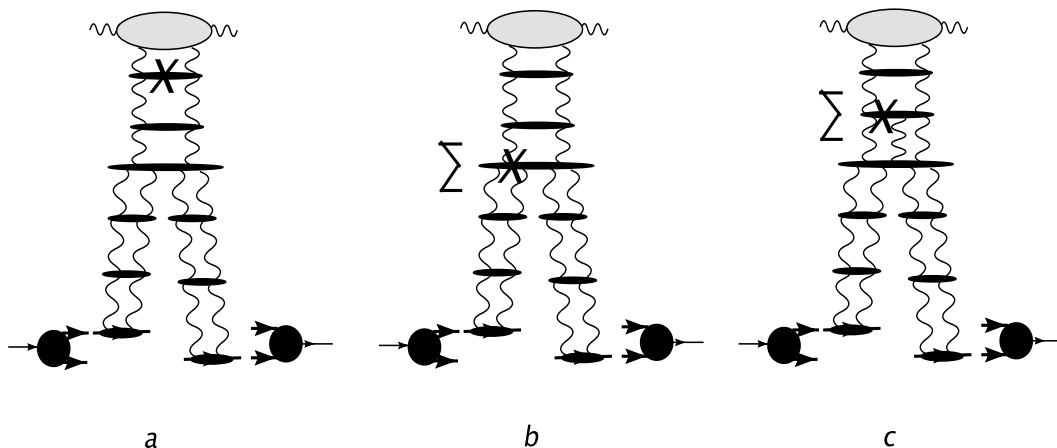


Figure 22: The large- N_c approximation (a) production above the $2 \rightarrow 4$ transition, (b) production inside the $2 \rightarrow 4$ transition, (c) production in the $2 \rightarrow 3$ transition.

\mathcal{F}_3 , given in eq. (A.13) of appendix A.3, which contains contributions from the jet emitted in the two possible positions. The subsequent $3 \rightarrow 4$ transition is described by the effective vertex ${}_2\mathcal{W}_4$, given in eq. (3.48b). One is therefore led to use eq.(3.47), which has to be integrated with the four reggeon Green's functions and the deuteron form factor. The 'single absorptive cut' contributions in the second line of eq. (4.2) are expressed in terms of the effective vertices ${}_1\mathcal{F}_3$ and ${}_2\mathcal{F}_3$ (or also using \mathcal{F}_3 as in eq. (3.46)) defined in eq. (A.14) of appendix A.3. They contain contributions from the jet emitted only on the left or on the right of the effective $2 \rightarrow 3$ vertex. These two cases are associated to two corresponding $3 \rightarrow 4$ splittings described by the effective vertices ${}_1\mathcal{W}_4$ and ${}_3\mathcal{W}_4$, listed in eqs. (3.48a) and (3.48c), respectively.

Finally the 'double cut contribution' in the third line of eq. (4.2)) is, again, constructed in the same way as the diffractive case, with the produced gluon inside the effective $2 \rightarrow 3$ vertex being either on the left or on the right hand side. What distinguishes this case from the diffractive one is the coupling to the deuteron form factors.

We complete this section with the large- N_c limit which somewhat simplifies our results. As the main feature, the four-gluon evolution above the two nucleons turns into two non-interacting BFKL Pomerons, one for each nucleon. We illustrate this in figure 22: In the first contribution, shown in figure 22a (which corresponds to figure 19a and figure 20a), these two Pomerons couple directly to the $2 \rightarrow 4$ vertex, selecting the color structure $\delta_{a_1 a_2} \delta_{a_3 a_4}$. This is the triple Pomeron vertex, which also appears in the nonlinear Balitsky Kovchegov (BK) evolution equation [35]. In the second contributions illustrated in figure 22b (corresponding to figures 19c and 20c), the two Pomerons couple to the new production vertex ${}_i\mathcal{V}_4$ listed in eqs.(3.44a) - (3.44c), and the different cut positions lead to different expressions for the vertex. For each i , only one of the color structures contributes to the large- N_c limit. We expect that the rather lengthy expressions for the vertices that we have obtained may simplify, if we make use of the Moebius representation of the BFKL

Pomerons. This will be discussed in a subsequent paper. Finally the new contribution in figure 22c (corresponding to figures 19d and 20d): here the two Pomerons arrive at the effective $3 \rightarrow 4$ vertices, ${}_i\mathcal{W}_4$, listed in eqs.(3.48a) - (3.48c). Again, each cut picks one color structure, dismissing the other ones as subleading. In particular, there is no N_c suppression of this novel piece with the 3 gluon contribution. Again, simplifications of the kernels will be discussed elsewhere. Note that the jet production from one of the two ladders below the $2 \rightarrow 4$ vertex cancels because of the AGK rules.

5. Conclusions

In this paper we have investigated, within the BFKL framework of pQCD, the single-jet inclusive cross section in the scattering of a virtual photon on a weakly coupled nucleus (deuteron). We have identified the two-Pomeron exchange between the jet and the nucleus, and we have derived an analytic expression for the jet vertex. Invoking Regge factorization, the same vertex can also be used in pp collisions where the jet, in rapidity, is close to one of the protons, but has a large rapidity separation from the other proton. Our analysis has been done in momentum space, and we stress that the results are valid for *finite* N_c .

On the theoretical side, our analysis shows several new features. First, the jet vertex contains a new structure not seen before, namely a three gluon t -channel state which, in a total cross section, would violate signature conservation and, hence, never appears. This contribution to the jet production vertex is not suppressed in the limit $N_c \rightarrow \infty$, and there are no extra powers in g^2 which are not compensated by factors $\ln 1/x$. This latter statement simply follows from the fact that all our results are derived from production amplitudes which are all of the same order: $g^2 \times g^2 \times g^2 \times \sum_k (g^2 y)^k \times g^4$ (where the last factor g^4 belongs to the coupling to the nucleons), and all subsequent steps amount to a re-ordering⁶

This last term the last term seems to be missing in previous studies, in particular in both [2] and [6], and we feel that it is very important to clarify this discrepancy. Whereas, at the moment, we feel unable to comment on [2], we do see a possible reason why [6] does not find this piece. At first sight, [6] follows a strategy very similar to ours. It starts from discontinuities, computed in momentum space, and it then separates reggeizing pieces from nonreggeizing ones. In contrast to our strategy, however, this separation is done in the same way as for the total cross section, i.e. before fixing the momenta of the jet. In our approach, however, we do the separation of reggeizing and irreducible pieces only after fixing the momenta of the jets. As it turns out, the results for the inclusive cross section do depend on the order of these steps. Connected with these new contributions are new production vertices and transition vertices of reggeized gluons, which represent building blocks of QCD reggeon field theory.

In order to clarify the connection of our result with those of, e.g., [2–4] it will be useful to first translate our results into configuration space, making use of the Moebius representation [39], and also taking the large- N_c limit. We plan to do this in a forthcoming work

⁶In particular, the contributions in figure 22c are of the same order as those of figure 22a: the $3 \rightarrow 4$ gluon vertex is of the order g^3 (cf. eq. (A.16a)), i.e. in the transition from 3 to 4 gluons one gluon remains a 'spectator'.

Returning to the further interpretation of our analysis, they also shows that, for the two-Pomeron exchange in the inclusive cross section formula, the AGK counting rules have to be used with care: if the jet is produced inside the $2 \rightarrow 3$ or the $2 \rightarrow 4$ transition vertex, the relative weights of the different cuttings across the two Pomeron exchange differ from the AGK counting derived for the total cross section. This supports the findings of [2, 6]. On the other hand, the cancellation of the rescattering corrections across the jet vertex remains valid and has been confirmed by our analysis.

Another result is the appearance of the reggeizing pieces. In the inclusive cross section formula, reggeizing pieces belong to single BFKL ladder. They appear in the coupling to the nucleus and introduce higher order correlators between the nucleons.

As to practical applications, the most interesting aspect, at present, is the search for saturation. For the total γ^* *nucleus* cross section, the high energy behavior (small- x limit), in the large- N_c approximation, is described by the nonlinear Balitsky-Kovchegov (BK) evolution equation, and solutions to this equation have been investigated in some detail. In order to derive the BK equation in momentum space one investigates the scattering of a virtual photon on nuclear targets consisting of 2, 3, . . . nucleons and separates reggeizing and nonreggeizing contributions. For the case of 2 nucleons, the corresponding QCD diagrams have been analyzed before (and summarized in this paper), and the validity of the BK equation is intimately connected with the dominance of the 'fan-like' structure of the QCD ladder diagrams. In particular, there is no direct coupling of two Pomerons to the photon impact factor, and the splitting of a single Pomeron into two Pomerons goes via the $2 \rightarrow 4$ gluon vertex which, in the large- N_c limit, coincides with the integral kernel of the BK equation.

As the main intention of the present paper was the generalization of this analysis, from the total cross section to the single inclusive cross section, we can, again, look at the structure the leading QCD-diagrams, illustrated in figure 22. The first term, figure 22a, suggests that, below the $2 \rightarrow 4$, we see the beginning of the same fan-like structure as in the total cross section. That is, when generalizing our analysis to the scattering on a nucleus consisting of 3 or more nucleons, we expect to see the fan structure which sums up to the familiar nonlinear BK-equation. The second and the third terms (figure 22b and c), however, do not fit into this pattern: the evolution below the jet vertex starts with double Pomeron exchange, and in the last term the new three gluon state introduces a new Pomeron component which survives in the large- N_c limit. One might interpret it as a nonlocal (in rapidity) contribution to the effective $2 \rightarrow 4$ transition vertex.

A comment on k_t factorization might be in place. The structure of our large- N_c cross section can be read off from figure 22. All three contributions to the inclusive cross section have in common that, in transverse momentum, they factorize into a production vertex and gluon amplitudes above and below the vertex. In detail, however, there are some differences compared to the usual factorization pattern. In the first term, figure 22a, we still have the usual k_t -factorization: momentum dependent amplitudes (unintegrated gluon densities) from above and below, convoluted (in transverse momentum) with the gluon emission vertex. In figure 22b, we still have, above the gluon emission, a single unintegrated gluon density, whereas from below we now have two gluon amplitudes, and this leads to a

threefold transverse momentum integration. In figure 22c, the emission vertex has a single gluon density from above, a three gluon amplitude from below. Figures 22b and c thus introduce gluon correlation functions of four and three gluons, resp. It is the three-gluon correlator which seems to be absent in previous studies. In order to understand the further rapidity evolution of figures 22 b and c it will be necessary to study the scattering of a photon on a three nucleon state.

Finally, one might wonder how our result would generalize in the analysis of the equations describing the corrections to inclusive two-jet production cross sections. This case has been considered in the framework of the color dipole-CGC picture [40]. Clearly we expect the pattern of gluon reggeization to be broken further, leading possibly to new terms with even higher order gluon correlators. This is a challenging analysis which we hope to address in the future.

Acknowledgments

We thank Mikhail Braun for lively and very helpful discussions. We gratefully acknowledge the support of the Galileo Galilei Institute in Florence where part of this work has been done.

A. Appendices

A.1 Color identities

The structure of the $SU(N_c)$ algebra is determined by the structure constant f^{abc} fixing the commutation relations $[t^a, t^b] = if^{abc}t^c$, with the generators t^a normalized such that $\text{tr}(t^a t^b) = \delta^{ab}/2$. From the generators is possible to get the structure constants via

$$f^{a_1 a_2 a_3} = -2i(\text{tr}(t^{a_1} t^{a_2} t^{a_3}) - \text{tr}(t^{a_3} t^{a_2} t^{a_1})), \tag{A.1}$$

and defining the symmetric structure constant $d^{a_1 a_2 a_3}$ through the anticommutators of the generators,

$$\{t^{a_1}, t^{a_2}\} = \frac{1}{N_c} \delta^{a_1 a_2} + d^{a_1 a_2 a_3} t^{a_3}, \tag{A.2}$$

we have

$$d^{a_1 a_2 a_3} = 2(\text{tr}(t^{a_1} t^{a_2} t^{a_3}) + \text{tr}(t^{a_3} t^{a_2} t^{a_1})). \tag{A.3}$$

It turns out to be useful to define as well tensors $f^{a_1 \dots a_n}$ and $d^{a_1 \dots a_n}$ for $n > 3$:

$$f^{a_1 a_2 \dots a_n} = -i(\text{tr}(t_1^{a_1} t^{a_2} \dots t^{a_n}) - \text{tr}(t^{a_n} \dots t^{a_2} t^{a_1})), \tag{A.4a}$$

$$d^{a_1 a_2 \dots a_n} = \text{tr}(t_1^{a_1} t^{a_2} \dots t^{a_n}) + \text{tr}(t^{a_n} \dots t^{a_2} t^{a_1}). \tag{A.4b}$$

Both f and d tensors are evidently invariant under cyclic permutation, and moreover $f^{a_1 a_2 a_3}$ is antisymmetric under the transposition of two indices, while $d^{a_1 a_2 a_3}$ is symmetric.

$$f^{a_1 a_2 a_3} = -f^{a_2 a_1 a_3} \tag{A.5a}$$

$$d^{a_1 a_2 a_3} = d^{a_2 a_1 a_3} \tag{A.5b}$$

A very useful relation is the Fierz identity,

$$(t^a)_{i_1 i_2} (t^a)_{j_1 j_2} = \frac{1}{2} \delta_{i_1 j_1} \delta_{i_2 j_2} - \frac{1}{2N_c} \delta_{i_1 i_2} \delta_{j_1 j_2}. \quad (\text{A.6})$$

Other essential relations are the Jacobi identity,

$$f^{a_1 a_2 b} f^{b a_3 a_4} - f^{a_1 a_3 b} f^{b a_2 a_4} + f^{a_1 a_4 b} f^{b a_2 a_3} = 0, \quad (\text{A.7})$$

the decomposition of $d^{a_1 a_2 a_3 a_4}$ in terms of rank three tensors,

$$d^{a_1 a_2 a_3 a_4} = \frac{1}{4} \left(d^{a_1 a_2 b} d^{b a_3 a_4} - f^{a_1 a_2 b} f^{b a_3 a_4} \right) + \frac{1}{2N_c} \delta^{a_1 a_2} \delta^{a_3 a_4}, \quad (\text{A.8})$$

and some contractions of various tensors

$$f^{b_1 a_1 b_2} f^{b_2 a_2 b_1} = -N_c \delta^{a_1 a_2}, \quad (\text{A.9a})$$

$$f^{b_1 a_1 b_2} f^{b_2 a_2 b_3} f^{b_3 a_3 b_1} = -\frac{N_c}{2} f^{a_1 a_2 a_3}, \quad (\text{A.9b})$$

$$d^{b_1 a_1 b_2} f^{b_2 a_2 b_3} f^{b_3 a_3 b_1} = -\frac{N_c}{2} d^{a_1 a_2 a_3}, \quad (\text{A.9c})$$

$$f^{b_1 a_1 b_2} f^{b_2 a_2 b_3} f^{b_3 a_3 b_4} f^{b_4 a_4 b_1} = N_c d^{a_1 a_2 a_3 a_4} + \frac{1}{2} (\delta^{a_1 a_2} \delta^{a_3 a_4} + \delta^{a_1 a_3} \delta^{a_2 a_4} + \delta^{a_1 a_4} \delta^{a_2 a_3}), \quad (\text{A.9d})$$

$$d^{a_1 a_2 b_1 b_2} f^{b_1 a_3 c} f^{c a_4 b_2} = -\frac{N_c}{2} d^{a_1 a_2 a_3 a_4} - \frac{1}{4} \delta^{a_1 a_2} \delta^{a_3 a_4}, \quad (\text{A.9e})$$

$$d^{a_1 b_1 a_3 b_2} f^{b_1 a_2 c} f^{c a_4 b_2} = \frac{1}{4} \delta^{a_1 a_2} \delta^{a_3 a_4} + \frac{1}{4} \delta^{a_1 a_4} \delta^{a_2 a_3}. \quad (\text{A.9f})$$

A.2 The 2-to-4 effective vertex \mathcal{V}_4

The integral operators ${}_i\Gamma_n$ are given in terms of the infrared safe \mathcal{G} function (first introduced in [10] in the forward direction and later generalized and investigated in [36, 37]). Its action on a two gluon function ϕ is given by

$$\mathcal{G}\phi_2 = \mathcal{K}_3\phi + \frac{g}{N_c} \left(\frac{2}{\omega} \overset{(1\cdot)}{\phi} + \frac{2}{\omega} \overset{1(\cdot)}{\phi} - \frac{(12)\cdot}{\omega} \phi - \frac{(23)1\cdot}{\omega} \phi \right). \quad (\text{A.10})$$

This object is nothing but a regularized version of the two-to-three operator \mathcal{K}_3 , being the trajectories in (A.10) the precise subtraction terms necessary to get rid of the divergences. Note that when the transverse momentum \mathbf{k}_2 of the central leg is put to zero, \mathcal{G} reduces to the singlet version of the BFKL operator \mathcal{H} ; we indicate $\mathbf{k}_2 = \mathbf{0}$ putting a small circle \circ in its position:

$$\delta^{a_1 a_2} \overset{1\circ 2}{\mathcal{G}} \phi = -\frac{N_c}{g} \overset{12}{\mathcal{H}_2} \phi, \quad (\text{A.11})$$

with ϕ a two gluon color neutral function. The vertex \mathcal{V}_4 introduced in (3.18) is then defined by

$$\mathcal{V}_4 = \delta^{a_1 a_2} \delta^{a_3 a_4} \overset{1234}{V} + \delta^{a_1 a_3} \delta^{a_2 a_4} \overset{1324}{V} + \delta^{a_1 a_4} \delta^{a_2 a_3} \overset{1423}{V}, \quad (\text{A.12})$$

where the operator V , which is Möbius invariant [38, 36], is defined as

$$V\phi = \frac{g}{2} \left(\begin{array}{ccccc} {}^{1234} & {}^{1(23)4} & {}^{1(24)3} & {}^{2(13)4} & {}^{2(14)3} & {}^{(12)\circ(34)} \\ \mathcal{G} & + \mathcal{G} & + \mathcal{G} & + \mathcal{G} & + \mathcal{G} & + \\ & {}^{(12)34} & {}^{(12)43} & {}^{12(34)} & {}^{21(34)} & \\ & - \mathcal{G} & - \mathcal{G} & - \mathcal{G} & - \mathcal{G} & \end{array} \right) \phi.$$

A.3 Definitions of the operators ${}_i\mathcal{V}_n$ and ${}_i\Gamma_n$

The effective vertices ${}_i\mathcal{V}_3$ describing the transition 2-to-3 reggeized gluons with associated jet production are conveniently expressed in term of an auxiliary operator \mathcal{V}_3 defined as

$$\mathcal{V}_3\phi = \frac{1}{2} \left(g\langle \mathcal{K}_2 \rangle - \langle {}_1\mathcal{K}_3 \rangle - \langle {}_2\mathcal{K}_3 \rangle \right) \phi - \frac{g}{2} \langle \mathcal{K}_2 \rangle^{(\cdot)2} \phi. \quad (\text{A.13})$$

In terms of \mathcal{V}_3 we have

$${}_1\mathcal{V}_3\phi = \frac{1}{2} \left(\mathcal{V}_3^{123} - \mathcal{V}_3^{132} \right), \quad (\text{A.14a})$$

$${}_2\mathcal{V}_3\phi = \frac{1}{2} \left(\mathcal{V}_3^{123} - \mathcal{V}_3^{213} \right). \quad (\text{A.14b})$$

In the case of the transitions 2-to-4 there are four different vertices, one each for the cuts 1 and 3 and two for the cut 2. They are

$$\begin{aligned} {}_1\mathcal{V}_4\phi &= \frac{1}{4} \left(\langle {}_2\mathcal{K}_4 \rangle + \langle {}_3\mathcal{K}_4 \rangle + g\langle {}_1\mathcal{K}_3 \rangle - g\langle {}_2\mathcal{K}_3 \rangle - g\langle {}_3\mathcal{K}_3 \rangle \right) \phi + \\ &+ \frac{g}{4} \langle {}_1\mathcal{K}_3 \rangle^{(\cdot)2} \phi + \frac{g}{4} \langle {}_2\mathcal{K}_3 \rangle^{(\cdot)4} \phi + (3 \leftrightarrow 4) + \\ &+ \frac{1}{4} \left(g^2 \langle \mathcal{K}_2 \rangle^{(12)(34)} + g^2 \langle \mathcal{K}_2 \rangle^{(134)2} - g\langle {}_1\mathcal{K}_3 \rangle - g\langle {}_2\mathcal{K}_3 \rangle + g\langle {}_3\mathcal{K}_3 \rangle - g\langle {}_4\mathcal{K}_3 \rangle \right) \phi + \\ &- \frac{g^2}{4} \langle \mathcal{K}_2 \rangle^{1(34)(\cdot)2} \phi - \frac{g^2}{4} \langle \mathcal{K}_2 \rangle^{12(\cdot)(34)} \phi, \end{aligned} \quad (\text{A.15a})$$

$$\begin{aligned} {}_2A\mathcal{V}_4\phi &= \frac{1}{4} \left(\langle {}_2\mathcal{K}_4 \rangle + \langle {}_3\mathcal{K}_4 \rangle - g\langle {}_1\mathcal{K}_3 \rangle - g\langle {}_2\mathcal{K}_3 \rangle + g^2 \langle \mathcal{K}_2 \rangle \right) \phi + \\ &+ \frac{g}{4} \langle {}_1\mathcal{K}_3 \rangle^{234} \phi + \frac{g}{4} \langle {}_2\mathcal{K}_3 \rangle^{123} \phi \\ &+ (1 \leftrightarrow 2) + (3 \leftrightarrow 4) + (1 \leftrightarrow 2, 3 \leftrightarrow 4) + \\ &+ \frac{g}{4} \left(\langle {}_2\mathcal{K}_3 \rangle - \langle {}_1\mathcal{K}_3 \rangle \right) \phi - \frac{g^2}{4} \langle \mathcal{K}_2 \rangle^{(123)4} \phi - \frac{g^2}{4} \langle \mathcal{K}_2 \rangle^{(12)3(\cdot)4} \phi + (3 \leftrightarrow 4) + \\ &+ \frac{g}{4} \left(\langle {}_1\mathcal{K}_3 \rangle - \langle {}_2\mathcal{K}_3 \rangle \right) \phi - \frac{g^2}{4} \langle \mathcal{K}_2 \rangle^{1(234)} \phi - \frac{g^2}{4} \langle \mathcal{K}_2 \rangle^{2(34)1(\cdot)} \phi + (1 \leftrightarrow 2) + \\ &+ \frac{g^2}{2} \langle \mathcal{K}_2 \rangle^{(12)(34)} \phi, \end{aligned} \quad (\text{A.15b})$$

$$\begin{aligned}
 {}_2B\check{V}_4\phi = & \frac{1}{4} \left(\begin{array}{cccccc} 1234 & 1324 & 1(34)2 & 3(12)4 & 13(24) & (13)24 \\ \langle 2\mathcal{K}_4 \rangle & \langle 2\mathcal{K}_4 \rangle & g\langle 1\mathcal{K}_3 \rangle & g\langle 2\mathcal{K}_3 \rangle & -g\langle 1\mathcal{K}_3 \rangle & -g\langle 2\mathcal{K}_3 \rangle \end{array} + \right. \\
 & \left. -g\langle 1\mathcal{K}_3 \rangle - g\langle 2\mathcal{K}_3 \rangle + g^2 \langle \mathcal{K}_2 \rangle \right) \phi + \\
 & + \frac{g}{4} \begin{array}{c} 234 \quad 1(\cdot\cdot) \\ \langle 1\mathcal{K}_3 \rangle \phi \end{array} + \frac{g}{4} \begin{array}{c} 123 \quad (\cdot\cdot)4 \\ \langle 2\mathcal{K}_3 \rangle \phi \end{array} - \frac{g^2}{4} \begin{array}{c} 13 \quad (\cdot\cdot)(24) \\ \langle \mathcal{K}_2 \rangle \phi \end{array} \\
 & + (1 \leftrightarrow 2, 3 \leftrightarrow 4) + \\
 & + \frac{g}{4} \left(\begin{array}{cc} 3(12)4 & (12)34 \\ \langle 2\mathcal{K}_3 \rangle & - \langle 1\mathcal{K}_3 \rangle \end{array} \right) \phi - \frac{g^2}{4} \langle \mathcal{K}_2 \rangle \phi - \frac{g^2}{4} \begin{array}{c} (12)3 \quad (\cdot\cdot)4 \\ \langle \mathcal{K}_2 \rangle \phi \end{array} + (3 \leftrightarrow 4) + \\
 & + \frac{g}{4} \left(\begin{array}{cc} 1(34)2 & 12(34) \\ \langle 1\mathcal{K}_3 \rangle & - \langle 2\mathcal{K}_3 \rangle \end{array} \right) \phi - \frac{g^2}{4} \begin{array}{c} 1(234) \cdot\cdot \\ \langle \mathcal{K}_2 \rangle \phi \end{array} - \frac{g^2}{4} \begin{array}{c} 2(34) \quad 1(\cdot\cdot) \\ \langle \mathcal{K}_2 \rangle \phi \end{array} + (1 \leftrightarrow 2) + \\
 & + \frac{g^2}{2} \begin{array}{c} (12)(34) \cdot\cdot \\ \langle \mathcal{K}_2 \rangle \phi \end{array},
 \end{aligned} \tag{A.15c}$$

$$\begin{aligned}
 {}_3\check{V}_4\phi = & \frac{1}{4} \left(\begin{array}{cccccc} 1243 & 1423 & 1(23)4 & 12(34) & (14)23 & \cdot\cdot \\ \langle 2\mathcal{K}_4 \rangle & \langle 2\mathcal{K}_4 \rangle & g\langle 2\mathcal{K}_3 \rangle & -g\langle 2\mathcal{K}_3 \rangle & -g\langle 1\mathcal{K}_3 \rangle & \cdot\cdot \end{array} \right) \phi + \\
 & + \frac{g}{4} \begin{array}{c} 124 \quad 3(\cdot\cdot) \\ \langle 2\mathcal{K}_3 \rangle \phi \end{array} + \frac{g}{4} \begin{array}{c} 324 \quad 1(\cdot\cdot) \\ \langle 2\mathcal{K}_3 \rangle \phi \end{array} + (1 \leftrightarrow 2) + \\
 & + \frac{1}{4} \left(\begin{array}{cccccc} (12)(34) & 3(124) & (12)34 & (12)43 & 3(12)4 & 34(12) \\ g^2 \langle \mathcal{K}_2 \rangle & + g^2 \langle \mathcal{K}_2 \rangle & - g\langle 2\mathcal{K}_3 \rangle & - g\langle 1\mathcal{K}_3 \rangle & + g\langle 2\mathcal{K}_3 \rangle & - g\langle 1\mathcal{K}_3 \rangle \end{array} \right) \phi + \\
 & - \frac{g^2}{4} \begin{array}{c} (12)^4 \quad 3(\cdot\cdot) \\ \langle \mathcal{K}_2 \rangle \phi \end{array} - \frac{g^2}{4} \begin{array}{c} 34 \quad (12)(\cdot\cdot) \\ \langle \mathcal{K}_2 \rangle \phi \end{array}.
 \end{aligned} \tag{A.15d}$$

The integral operators ${}_i\Gamma_n$ are given in terms of the infrared safe \mathcal{G} function defined in (A.10). Analogously to (A.15), there are two different operators for the central cut:

$$\begin{aligned}
 {}_1\Gamma_4\phi = & \frac{1}{4} \left(+ \begin{array}{cccccc} 234 \quad 1\cdot\cdot & 432 \quad 1\cdot\cdot & 134 \quad \cdot 2\cdot & 134 \quad \cdot\cdot 2 & 132 \quad \cdot 4\cdot & 132 \quad \cdot\cdot 4 \\ \mathcal{G} \phi & - \mathcal{G} \phi & + \mathcal{G} \phi & - \mathcal{G} \phi & + \mathcal{G} \phi & - \mathcal{G} \phi \end{array} - (3 \leftrightarrow 4) \right) + \\
 & + \frac{g}{4} \left(- \begin{array}{cccccc} 2\circ(34) \quad 1\cdot\cdot & (34)\circ 2 \quad 1\cdot\cdot & 1\circ(34) \quad \cdot 2\cdot & 1\circ(34) \quad \cdot\cdot 2 & 1\circ 2 \quad \cdot(34)\cdot & 1\circ 2 \quad \cdot\cdot(34) \\ \mathcal{G} \phi & + \mathcal{G} \phi & - \mathcal{G} \phi & + \mathcal{G} \phi & - \mathcal{G} \phi & + \mathcal{G} \phi \end{array} \right), \tag{A.16a}
 \end{aligned}$$

$$\begin{aligned}
 {}_2A\Gamma_4\phi = & \frac{1}{4} \left(\begin{array}{cccccc} 123 \quad \cdot\cdot 4 & 234 \quad 1\cdot\cdot & 124 \quad \cdot 3\cdot & 134 \quad \cdot 2\cdot & 132 \quad \cdot\cdot 4 & 234 \quad 1\cdot\cdot \\ \mathcal{G} \phi & + \mathcal{G} \phi & + \mathcal{G} \phi & + \mathcal{G} \phi & - \mathcal{G} \phi & - \mathcal{G} \phi \end{array} + \right. \\
 & \left. + (1 \leftrightarrow 2) + (3 \leftrightarrow 4) + (1 \leftrightarrow 2, 3 \leftrightarrow 4) \right) + \\
 & + \frac{g}{4} \left(\begin{array}{ccc} 1\circ 2 \quad \cdot\cdot(34) & 2\circ(34) \quad 1\cdot\cdot & 1\circ(34) \quad \cdot 2\cdot \\ \mathcal{G} \phi & - \mathcal{G} \phi & - \mathcal{G} \phi \end{array} - (1 \leftrightarrow 2) \right) + \\
 & + \frac{g}{4} \left(- \begin{array}{ccc} 3\circ 4 \quad (12)\cdot\cdot & (12)\circ 3 \quad \cdot\cdot 4 & (12)\circ 4 \quad \cdot 3\cdot \\ \mathcal{G} \phi & - \mathcal{G} \phi & - \mathcal{G} \phi \end{array} + (3 \leftrightarrow 4) \right), \tag{A.16b}
 \end{aligned}$$

$$\begin{aligned}
 {}_2B\Gamma_4\phi = & \frac{1}{4} \left(- \begin{array}{cccccc} 213 \quad \cdot\cdot 4 & 134 \quad 2\cdot\cdot & 214 \quad \cdot 3\cdot & 234 \quad \cdot 1\cdot & 231 \quad \cdot\cdot 4 & 314 \quad 2\cdot\cdot \\ \mathcal{G} \phi & - \mathcal{G} \phi & + \mathcal{G} \phi & + \mathcal{G} \phi & - \mathcal{G} \phi & - \mathcal{G} \phi \end{array} + \right. \\
 & \left. + g \begin{array}{ccc} 2\circ(13) \quad \cdot\cdot 4 & (13)\circ 4 \quad 2\cdot\cdot & 2\circ 4 \quad \cdot(13)\cdot \\ \mathcal{G} \phi & + g \mathcal{G} \phi & - g \mathcal{G} \phi \end{array} + (1 \leftrightarrow 2, 3 \leftrightarrow 4) \right), \tag{A.16c}
 \end{aligned}$$

$$\begin{aligned}
 {}_3\Gamma_4\phi = & \frac{1}{4} \left(\overset{123}{\mathcal{G}} \overset{\cdot\cdot\cdot 4}{\phi} - \overset{321}{\mathcal{G}} \overset{\cdot\cdot\cdot 4}{\phi} + \overset{124}{\mathcal{G}} \overset{\cdot 3\cdot}{\phi} - \overset{124}{\mathcal{G}} \overset{3\cdot\cdot}{\phi} + \overset{324}{\mathcal{G}} \overset{\cdot 1\cdot}{\phi} - \overset{324}{\mathcal{G}} \overset{1\cdot\cdot}{\phi} + (1 \leftrightarrow 2) \right) + \\
 & + \frac{g}{4} \left(- \overset{(12)\circ 3}{\mathcal{G}} \overset{\cdot\cdot\cdot 4}{\phi} + \overset{3\circ(12)}{\mathcal{G}} \overset{\cdot\cdot\cdot 4}{\phi} - \overset{(12)\circ 4}{\mathcal{G}} \overset{\cdot 3\cdot}{\phi} + \overset{(12)\circ 4}{\mathcal{G}} \overset{3\cdot\cdot}{\phi} - \overset{3\circ 4}{\mathcal{G}} \overset{\cdot(12)\cdot}{\phi} + \overset{3\circ 4}{\mathcal{G}} \overset{(12)\cdot\cdot}{\phi} \right).
 \end{aligned} \tag{A.16d}$$

The Ward identities fulfilled by all these operators (cut and uncut) can be verified directly from these expressions. Moreover, thanks to the properties of the function \mathcal{G} [36], these operators define Möbius (conformal) invariant objects.

References

- [1] M. Braun, *Inclusive jet production on the nucleus in the perturbative QCD with $N_c \rightarrow \infty$* , *Phys. Lett.* **B 483** (2000) 105 [[hep-ph/0003003](#)].
- [2] Yu.V. Kovchegov and K. Tuchin, *Inclusive gluon production in DIS at high parton density*, *Phys. Rev.* **D 65** (2002) 074026 [[hep-ph/0111362](#)].
- [3] M. Kovner and M. Lublinsky, *One gluon, two gluon: multigluon production via high energy evolution*, *JHEP* **11** (2006) 083 [[hep-ph/0609227](#)].
- [4] G.-P. Blaizot, F. Gelis and R. Venugopalan, *High-energy pA collisions in the color glass condensate approach. 2. Quark production*, *Nucl. Phys.* **A 743** (2004) 57 [[hep-ph/0402257](#)].
- [5] M. Braun, *On the inclusive gluon jet production off the nucleus in the perturbative QCD*, *Eur. Phys. J.* **C 42** (2005) 169 [[hep-ph/0502184](#)].
- [6] M. Braun, *On the inclusive gluon jet production from the triple pomeron vertex in the perturbative QCD*, *Eur. Phys. J.* **C 48** (2006) 501 [[hep-ph/0603060](#)].
- [7] V.A. Abramovsky, V.N. Gribov and O.V. Kancheli, *Character of inclusive spectra and fluctuations produced in inelastic processes by multi-Pomeron exchange*, *Yad. Fiz.* **18** (1973) 595 [*Sov. J. Nucl. Phys.* **18** (1974) 308].
- [8] J. Bartels and M.G. Ryskin, *The space-time picture of the wee partons and the AGK cutting rules in perturbative QCD*, *Z. Physik* **C 76** (1997) 241 [[hep-ph/9612226](#)].
- [9] J. Bartels, M. Salvadore and G.P. Vacca, *AGK cutting rules and multiple scattering in hadronic collisions*, *Eur. Phys. J.* **C 42** (2005) 53 [[hep-ph/0503049](#)].
- [10] J. Bartels and M. Wusthoff, *The triple Regge limit of diffractive dissociation in deep inelastic scattering*, *Z. Physik* **C 66** (1995) 157.
- [11] E.A. Kuraev, L.N. Lipatov and V.S. Fadin, *Multi-Reggeon processes in the Yang-Mills theory*, *Sov. Phys. JETP* **44** (1976) 443 [*Zh. Eksp. Teor. Fiz.* **71** (1976) 840].
- [12] E.A. Kuraev, L.N. Lipatov and V.S. Fadin, *The Pomeron singularity in nonabelian gauge theories*, *Sov. Phys. JETP* **45** (1977) 199 [*Zh. Eksp. Teor. Fiz.* **72** (1977) 377].
- [13] I.I. Balitsky and L.N. Lipatov, *The Pomeron singularity in quantum chromodynamics*, *Sov. J. Nucl. Phys.* **28** (1978) 822 [*Yad. Fiz.* **28** (1978) 1597].
- [14] J. Bartels, *High-energy behavior in a nonabelian gauge theory. 1. $T(n- \rightarrow m)$ in the leading log normal S approximation*, *Nucl. Phys.* **B 151** (1979) 293.
- [15] J. Bartels, *High-energy behavior in a nonabelian gauge theory. 2. First corrections to $T(n- \rightarrow m)$ beyond the leading LNS approximation*, *Nucl. Phys.* **B 175** (1980) 365.

- [16] J. Kwiecinski and M. Praszalowicz, *Three gluon integral equation and odd C Singlet Regge singularities in QCD*, *Phys. Lett. B* **94** (1980) 413.
- [17] T. Jaroszewicz, *Infrared divergences and Regge behavior in QCD*, *Acta Phys. Polon.* **B11** (1980) 965.
- [18] L.N. Lipatov, *The bare Pomeron in quantum chromodynamics*, *Sov. Phys. JETP* **63** (1986) 904 [*Zh. Eksp. Teor. Fiz.* **90** (1986) 1536].
- [19] J. Bartels, L.N. Lipatov, M. Salvadore and G.P. Vacca, *Deformed spectral representation of the BFKL kernel and the bootstrap for gluon reggeization*, *Nucl. Phys. B* **726** (2005) 53 [[hep-ph/0506235](#)].
- [20] A.H. Mueller, *Soft gluons in the infinite momentum wave function and the BFKL Pomeron*, *Nucl. Phys. B* **415** (1994) 373.
- [21] N.N. Nikolaev and B.G. Zakharov, *Deep inelastic scattering at HERA and the BFKL Pomeron*, *Phys. Lett. B* **327** (1994) 149 [[hep-ph/9402209](#)].
- [22] J. Bartels, L.N. Lipatov and G.P. Vacca, *Interactions of Reggeized gluons in the Moebius representation*, *Nucl. Phys. B* **706** (2005) 391 [[hep-ph/0404110](#)].
- [23] L.N. Lipatov, *High-energy asymptotics of multicolor QCD and two-dimensional conformal field theories*, *Phys. Lett. B* **309** (1993) 394; *High-energy asymptotics of multicolor QCD and exactly solvable lattice models*, *JETP Lett.* **59** (1994) 596 [*Pisma Zh. Eksp. Teor. Fiz.* **59** (1994) 571] [[hep-th/9311037](#)].
- [24] R.A. Janik and J. Wosiek, *Solution of the odderon problem*, *Phys. Rev. Lett.* **82** (1999) 1092 [[hep-th/9802100](#)].
- [25] J. Bartels, L.N. Lipatov and G.P. Vacca, *A new odderon solution in perturbative QCD*, *Phys. Lett. B* **477** (2000) 178 [[hep-ph/9912423](#)].
- [26] J. Bartels, M.A. Braun, D. Colferai and G.P. Vacca, *Diffractional η_c photo- and electroproduction with the perturbative QCD odderon*, *Eur. Phys. J. C* **20** (2001) 323 [[hep-ph/0102221](#)].
- [27] J. Bartels, M.A. Braun and G.P. Vacca, *The process $\gamma(^*) + p \rightarrow \eta_c + X$: a test for the perturbative QCD odderon*, *Eur. Phys. J. C* **33** (2004) 511 [[hep-ph/0304160](#)].
- [28] S.E. Derkachov, G.P. Korchemsky, J. Kotanski and A.N. Manashov, *Noncompact Heisenberg spin magnets from high-energy QCD. II: quantization conditions and energy spectrum*, *Nucl. Phys. B* **645** (2002) 237 [[hep-th/0204124](#)].
- [29] H.J. de Vega and L.N. Lipatov, *Exact resolution of the Baxter equation for reggeized gluon interactions*, *Phys. Rev. D* **66** (2002) 074013 [[hep-ph/0204245](#)].
- [30] G.P. Vacca, *Properties of a family of n reggeized gluon states in multicolour QCD*, *Phys. Lett. B* **489** (2000) 337 [[hep-ph/0007067](#)].
- [31] H. Lotter, *Phenomenology of the BFKL Pomeron and unitarity corrections at low x* , [hep-ph/9705288](#).
- [32] P.L. Iafelice and G.P. Vacca, *Colored spin systems, BKP evolution and finite N_c effects*, *Eur. Phys. J. C* **52** (2007) 581 [[arXiv:0709.0655](#)].
- [33] J. Bartels and C. Ewerz, *Unitarity corrections in high-energy QCD*, *JHEP* **09** (1999) 026 [[hep-ph/9908454](#)].

- [34] M. Salvadore, *Aspects of multipartonic interactions in small- x QCD*, PhD thesis, Bologna university, Bologna Italy (2006).
- [35] I. Balitsky, *Operator expansion for high-energy scattering*, *Nucl. Phys.* **B 463** (1996) 99 [[hep-ph/9509348](#)]; *Factorization and high-energy effective action*, *Phys. Rev.* **D 60** (1999) 014020 [[hep-ph/9812311](#)];
Y.V. Kovchegov, *Small- x F_2 structure function of a nucleus including multiple Pomeron exchanges*, *Phys. Rev.* **D 60** (1999) 034008 [[hep-ph/9901281](#)]; *Unitarization of the BFKL Pomeron on a nucleus*, *Phys. Rev.* **D 61** (2000) 074018 [[hep-ph/9905214](#)].
- [36] M.A. Braun and G.P. Vacca, *Triple Pomeron vertex in the limit $N_c \rightarrow \infty$* , *Eur. Phys. J.* **C 6** (1999) 147 [[hep-ph/9711486](#)].
- [37] G.P. Vacca, *The hard QCD Pomeron: some aspects of its phenomenology and interactions*, [hep-ph/9803283](#).
- [38] J. Bartels, L.N. Lipatov and M. Wusthoff, *Conformal invariance of the transition vertex $2 \rightarrow 4$ gluons*, *Nucl. Phys.* **B 464** (1996) 298 [[hep-ph/9509303](#)].
- [39] J. Bartels, L.N. Lipatov and G.P. Vacca, *Interactions of reggeized gluons in the Mobius representation*, *Nucl. Phys.* **B 706** (2005) 391 [[hep-ph/0404110](#)].
- [40] J. Jalilian-Marian and Y.V. Kovchegov, *Inclusive two-gluon and valence quark-gluon production in DIS and pA* , *Phys. Rev.* **D 70** (2004) 114017 [*Erratum ibid.* **D 71** (2005) 079901] [[hep-ph/0405266](#)].